



Lesson 1

No Nonsense English

OW

6-7
years

1. Read the words in the box. Choose a word to finish each sentence.

town now frown down

- a The boy walked _ _ _ _ the stairs.
- b Some people live in a _ _ _ _ .
- c There was a _ _ _ _ _ on her face.
- d It is time for dinner _ _ _ _ .

Lesson 2

ar

1. Read the words in the box. Choose a word to finish each sentence.

jar far bark dark

- a That is too _ _ _ _ to walk.
- b It is _ _ _ _ at night.
- c You can buy jam in a _ _ _ _ .
- d The dog can _ _ _ _ .

How did I do?



Total
8



Lesson 3

No Nonsense English

00

6-7
years

1. Read the words in the box. Choose a word to finish each sentence.

hood	look	foot	book
------	------	------	------

- a I _ _ _ _ out of the window.
- b I am reading my _ _ _ _ .
- c My _ _ _ _ hurts!
- d I put my _ _ _ _ up when it rains.

Lesson 4

oy and oi

2. Read the words in the box. Circle the right spelling of each a word and use them to finish the sentences.

toylet	toys	voyce	joyn
toilet	tois	voice	join

- a I like playing with my _ _ _ _ .
- b The _ _ _ _ _ is in the bathroom.
- c I use my _ _ _ _ _ to speak.
- d I will _ _ _ _ the football club.

How did I do?



Total




Vowels and consonants

6-7
years

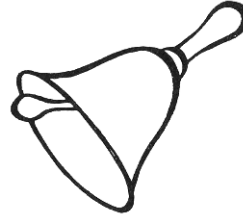
1. Write the missing vowels to make words.

a



t r _ _

b



b _ l l

2. Write the missing consonants to make words.

a



_ o o _

b



_ o u _ e

Lesson 6

Long vowel sounds

1. Join the words with the same long vowel sound.

a try

moan

b real

spoon

c blow

need

d chew

pain

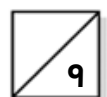
e came

high

How did I do?



Total





Lesson 7

No Nonsense English

air, are, ear and ere

6-7
years

1. Draw a line between the words that sound the same.

- | | | |
|----------|-------|-------|
| a | wear | bear |
| b | bare | hear |
| c | pair | stair |
| d | stare | where |
| e | here | pear |

Lesson 8

Plural – add s

1. Do these sentences make sense? Mark them with a ✓ or a ✕.

- a** I have two cat. ____
- b** I am seven years old. ____
- c** My sister is wearing a coats. ____
- d** There is a sausage in the pan. ____
- e** The chicken laid four eggs. ____

How did I do?				Total 10
---------------	---	---	---	-------------



Lesson 9

No Nonsense English

6-7
years

Doing words - ing

1. Circle the correct spelling of these ing words.

- | | | | | |
|----------|-------|---|----------|---------|
| a | wave | - | waveing | waving |
| b | hope | - | hopeing | hoping |
| c | ride | - | rideing | riding |
| d | give | - | giveing | giving |
| e | leave | - | leaveing | leaving |

Lesson 10


Doing words - ed

1. Write these sentences in the past.

- a** I walk to the park.

- b** We play in the garden.

- c** They paint the walls.

How did I do?				Total 
---------------	---	---	---	--



Lesson 11

No Nonsense English

Sentences 1

6-7
years

1. Make these into sentences.

- a Where is _____
- b There are _____
- c How many _____
- d They went _____

2. Write a sentence about your favourite food.

Lesson 12

Capital letters

1. Write these names correctly using capital letters.

- a manchester _____
- b devon _____
- c loch lomond _____
- d norwich _____
- e snowdon _____
- f derry _____

How did I do?



Total



Exclamation marks


6-7
years

1. Write what you think the people in the pictures are shouting.

a



b



Lesson 14

Linking words

1. Read these sentences. Underline the linking words that help you to know what order the sentences should be in.

a Second she went to the bathroom _____

b Finally she went downstairs for breakfast. _____

c First Amy got out of bed. _____

d Then she got dressed. _____

2. Put a number next to each sentence to show what order they should go in.

How did I do?



Total
 7



Lesson 15

No Nonsense English

6-7
years

Stories with familiar settings

1. Answer these questions about the story on page 18.

a What covered the walls? _____ covered the walls.

b What is the name of the boy? The boy is called _____.

c Where did he put the vegetables down?

He put the vegetables down on _____

Lesson 16

Poems with familiar settings

1. Use your own words from question 2 to write your own poem.

Monday morning


_____ , _____

_____ , _____

_____ , _____

_____ , _____

and off to school.

How did I do?				Total 
---------------	---	---	---	--



Lesson 17

No Nonsense English

Instructions

6-7
years

1. Write your own instructions for making a bowl of cereal. You might need to use these words: bowl milk cereal spoon pour

1 _____

2 _____

3 _____

4 _____

5 _____

Lesson 18

Diagrams and labels

1. Draw and label a diagram to show the ingredients you needed to make your bowl of cereal in Lesson 17, above.

How did I do?				Total 
---------------	---	---	---	--



Lesson 19

No Nonsense English

ch

6-7
years

1. Add ch to complete these words.

a wat_____

b _____ew

c dit_____

d _____ange

e su_____

f _____eap

g ea_____

h _____eek

i pat_____

j _____oose

Lesson 20

ph

1. Add ph to complete these words.

a al_____abet

b ne_____ew

c tele_____one

d head_____ones

e micro_____one

f ele_____ant

g dol_____in

h or_____an

i _____otocopy

j _____otogra_____

How did I do?



Total
20



Lesson 21

No Nonsense English

wh

6-7
years

1. Add ph to complete these words.

a _____ite

b _____en

c _____isper

d _____ere

e _____y

f _____at

g _____eel

h _____ile

i _____istle

j _____ale

Lesson 22

er

1. Choose the right er word to finish each sentence.

teacher

printer

cleaner

hotter

heather

a It is _____ in the summer than the winter.

b A _____ teaches people.

c _____ is a plant and a girl's name.

d I can print things using a _____.

e A _____ keeps places clean.

How did I do?



Total
15



Lesson 23

No Nonsense English

er, ir and ur

6-7
years

1. Choose the right er, ir or ur word to finish each sentence.

nurse term turn thirsty tern

- a** A _____ is a bird.
- b** A _____ looks after people who are ill.
- c** I go back to school at the beginning of _____.
- d** I can _____ around to see what is behind me.
- e** If I am _____, I have a drink.



Lesson 24

or, oor, aw, au and ore

1. Choose the right or, oor, aw, au or ore word to finish each sentence.

yawn snores sauce floor fork

- a** My dad _____ in his sleep!
- b** I eat my dinner with a knife and _____.
- c** If I am tired, I _____.
- d** I love eating ice-cream with strawberry _____!
- e** I dropped my teddy bear on the _____.

How did I do?				Total <div style="border: 1px solid black; padding: 2px; display: inline-block;">10</div>
---------------	---	---	---	--



Lesson 25

No Nonsense English

Compound words

6-7
years

1. Join these words together.

- a** arm + chair = _____
- b** bed + time = _____
- c** door + mat = _____
- d** hand + bag = _____
- e** play + ground = _____

Lesson 26

Syllables 1

1. Write whether these words have one, two or three syllables.

- | | |
|--------------------------|---------------------------|
| a sun _____ | b open _____ |
| c telephone _____ | d happy _____ |
| e eat _____ | f window _____ |
| g computer _____ | h baby _____ |
| i door _____ | j photograph _____ |

How did I do?



Total
15



Lesson 27

No Nonsense English

6-7
years

Opposites

1. Match each word with its opposite.

- | | | |
|----------|--------|-------|
| a | slow | open |
| b | wet | quiet |
| c | right | dry |
| d | closed | left |
| e | loud | fast |

Lesson 28

Doing words – past tense 1

1. Match the now doing words with the yesterday doing words.

- | | now | yesterday |
|----------|------------|------------------|
| a | help | thought |
| b | swim | was |
| c | have | helped |
| d | think | swam |
| e | am | had |

How did I do?				Total 
---------------	---	---	---	--



Lesson 29

No Nonsense English

Commas

6-7
years

1. Use these lists in sentences of your own.


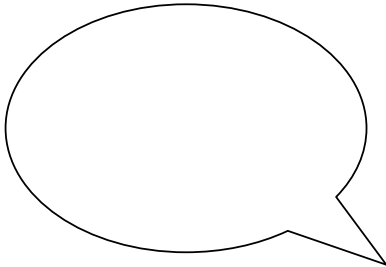
a apple orange pineapple grapefruit

b peas cabbage runner beans broccoli

Lesson 30

Speech bubbles

1. What do you think they are saying? Fill in the speech bubbles.



How did I do?



Total




Lesson 31

No Nonsense English

6-7
years

Speech marks

1. Put speech marks around the spoken words.

- a** Where am I? asked Nathan.
- b** Here it is! called Mrs Hall.
- c** Mum asked, What would you like to drink?
- d** Let's play hide-and-seek, shouted Rachel.
- e** The girl said, Thank you for helping me.

Lesson 32

Does it make sense? 1

1. Write these sentences correctly.

- a** When am you going on holiday?

- b** He are my best friend.

- c** They is playing on the swings in the park.

How did I do?				Total 
---------------	---	---	---	--



Lesson 33

No Nonsense English

Dictionaries

6-7
years

1. Write these words in the order you would find them in a dictionary. Then match each word to its meaning.

playground

dog

leaf

garage

a _____

the green part of a tree

b _____

somewhere to play outside

c _____

a small animal

d _____

somewhere to keep a car

Lesson 34

Traditional stories 1

1. Answer these questions about the story on page 39.

a Who decided they should have a race?

b Who ran faster in part 3 of the story?

c What did hare do when he was sure he would win?

How did I do?				Total 
---------------	---	---	---	--



Lesson 35

No Nonsense
English

Traditional stories 2

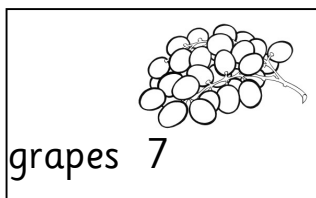
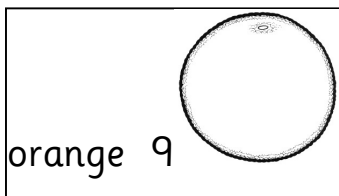

6-7
years

1. Retell the story as if you were telling it to someone else.

Lesson 36

Indexes

1. Use these things to make an index for a book about fruit.



Index	
	page
_____	_____
_____	_____
_____	_____
_____	_____

How did I do?



Total
2



Lesson 37

No Nonsense English

ea

6-7
years

1. Say these words. Put them in the right columns.

beach spread seat teacher thread dread please dead

a team

b bread

Lesson 38

Syllables 2

1. Join these syllables to make new words.

a hel day

b ba room

c or lo

d to son

e class ange

f les by

How did I do?



Total
8



Lesson 39

No Nonsense English

6-7
years

Word endings - ful

1. Add ful to these words. Read the words you have made.

- a peace _____
- b power _____
- c tear _____
- d pity _____
- e fear _____

Lesson 40

Word endings - ly

1. Read these sentences. Underline the words that tell you how something was done.

- a The sun shone brightly.
- b He laughed loudly at the joke.
- c She sang the song beautifully.
- d He was very badly behaved.
- e She dropped the bag quickly.

How did I do?				Total 
---------------	---	---	---	--



Lesson 41

No Nonsense English

Doing words – past tense 2

6-7
years

1. Write these sentences again putting the doing words in the past tense.

a I listen to my music.

b We play football with our friends.

c He thinks about his homework.

Lesson 42

Synonyms

1. Match the synonyms.

a nice miserable

b happy lovely


c cold scorching

d unhappy cheerful

e hot chilly

How did I do?




Total


**Gender words****1. Fill in the missing gender words.**

	male		female
a	he	→	_____
b	_____	←	her
c	man	→	_____
d	_____	←	girl
e	father	→	_____

Describing words**1. Add describing words to these sentences to make them more interesting.**

- a** The _____ person told a _____ joke.
- b** The lady saw a _____, _____ cat.
- c** There were four _____ ducklings on the pond.
- d** The wood was full of _____, _____ trees.
- e** The playground is a/an _____ place to play.

How did I do?				Total 
---------------	---	---	---	--



Lesson 45

No Nonsense
English

6-7
years

Same spelling, different sound

1. Complete the sentences using these words.

read record

- a** I like to _____ books.
- b** The band wanted to _____ a new song.
- c** She ran very fast and broke the world _____.
- d** She _____ her poem to the class.

Lesson 46

Spelling irregular words

1. Look, cover, write and check these words one at a time.

look and cover

write

check





a should

b would

c people

d half

e once

How did I do?				Total 
---------------	---	---	---	--



Lesson 47

No Nonsense
English

Statements and questions

6-7
years

1. Make these telling sentences into asking sentences.

a I listen to pop music.

b She plays football with her friends.

c I work hard at school.

Lesson 48

Does it make sense? 2

1. Write these sentences correctly.


a I were looking after my baby brother.

b They was helping their mum.

c Adam and Abdul was making a tent.

How did I do?



Total




Lesson 49

No Nonsense English

Narration

6-7
years

1. Now narrate something that happens to the boy on page 56 when he goes to school that day.

Lesson 50

Sentences 2

1. Write these sentences correctly.

a i am going to see dr hunt on Tuesday

b will i be able to play with james tomorrow

c oh no, i've got my hand stuck

How did I do?				Total 
---------------	---	---	---	--



Lesson 51

No Nonsense English

6-7
years

Rhyming poetry

1. Find the rhyming words in the poem.

There was an Old Person of Dover,
Who rushed through a field of blue Clover;
But some very large bees,
Stung his nose and his knees,
So he very soon went back to Dover. Edward Lear

a over rhymes with _____ and _____

b keys rhymes with _____ and _____

Lesson 52

Humorous poetry

1. Finish this poem using the rhyming words.

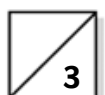
There was an Old Man in a _____,
Who was very bored by a _____.
When they said "Does it _____?"
He said "Yes, it _____!"
It's an incredibly noisy _____!"

buzz
bee
does
tree
bee

How did I do?



Total





Lesson 53

No Nonsense English

Writing about books

6-7
years

- 1. Choose your favourite book and write about it here. It can be a story book or an information book.**

My favourite book is called _____

It was written by _____

It is about _____

I like it because _____

Lesson 54

Information books

- 1. Read this information about owls and answer the questions.**

An owl is a type of bird that has a round head, large eyes, and a short beak.

Owls fly and hunt at night. They catch and eat mice, other small animals, and birds.

Owls can't move their eyes but they can turn their heads nearly all the way around.

What do owls eat?

How did I do?				Total 
---------------	---	---	---	--