

Bond

No.1 for exam success

Non-verbal Reasoning 11+ Practice Test

Read the instructions carefully.

- Do not begin the test or open the booklet until told to do so.
- Work as quickly and as carefully as you can.
- Circle the correct letter from the options given to answer each question.
- You may do rough working on a separate sheet of paper.
- If you make a mistake rub it out and circle the new answer clearly.
- You will have 30 minutes to complete the test.

OXFORD

UNIVERSITY PRESS

Great Clarendon Street, Oxford, OX2 6DP, United Kingdom

Oxford University Press is a department of the University of Oxford. It furthers the University's objective of excellence in research, scholarship, and education by publishing worldwide. Oxford is a registered trade mark of Oxford University Press in the UK and in certain other countries

Text © Alison Primrose 2015

Illustrations © Oxford University Press 2015

The moral rights of the authors have been asserted

First published in 2015

All rights reserved. No part of this publication may be reproduced, stored in a retrieval system, or transmitted, in any form or by any means, without the prior permission in writing of Oxford University Press, or as expressly permitted by law, by licence or under terms agreed with the appropriate reprographics rights organization. Enquiries concerning reproduction outside the scope of the above should be sent to the Rights Department, Oxford University Press, at the address above.

You must not circulate this work in any other form and you must impose this same condition on any acquirer

British Library Cataloguing in Publication Data

Data available

978-0-19-274228-5

10 9 8 7 6 5 4 3 2 1

Paper used in the production of this book is a natural, recyclable product made from wood grown in sustainable forests. The manufacturing process conforms to the environmental regulations of the country of origin.

Acknowledgements

The publishers would like to thank the following for permissions to use copyright material:

Cover illustrations: Lo Cole

Although we have made every effort to trace and contact all copyright holders before publication this has not been possible in all cases. If notified, the publisher will rectify any errors or omissions at the earliest opportunity.

Links to third party websites are provided by Oxford in good faith and for information only. Oxford disclaims any responsibility for the materials contained in any third party website referenced in this work.

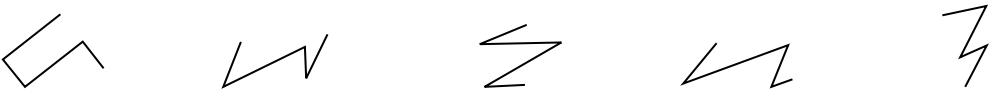
60 Questions:


30 Minutes


Non-verbal Reasoning 11+


Section 1

Which is the odd one out? Circle the letter.

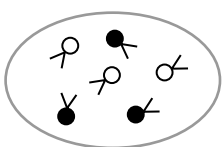
1  a b c d e

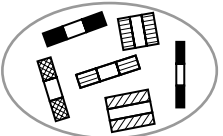
2  a b c d e

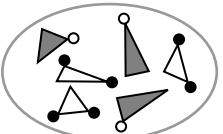
3  a b c d e

4  a b c d e

Which pattern on the right belongs in the group on the left? Circle the letter.

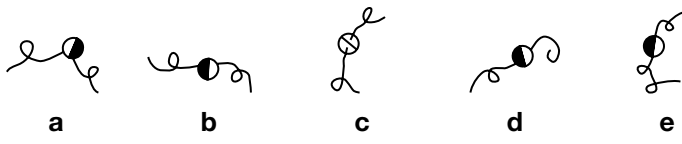
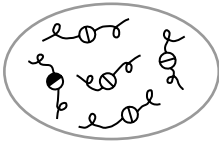
5  a b c d e

6  a b c d e

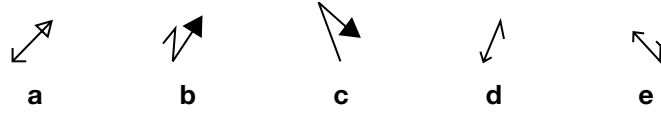
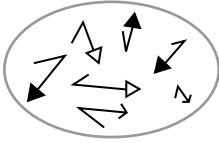
7  a b c d e

Continue to the next page

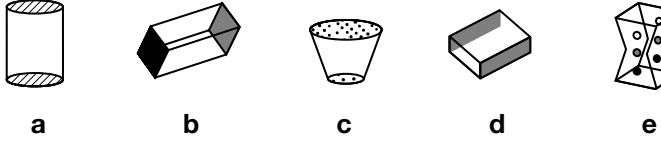
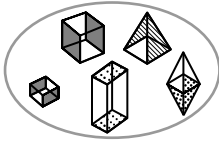
8



9



10



1

1

1

Total

10

Section 2

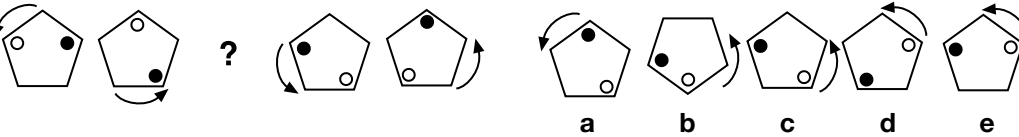
Which one comes next? Circle the letter.

1



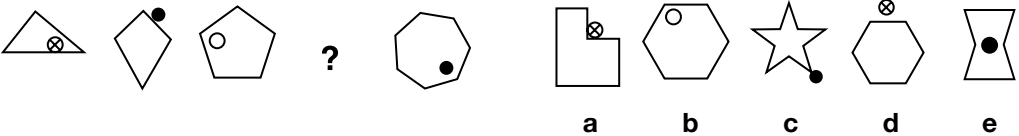
1

2



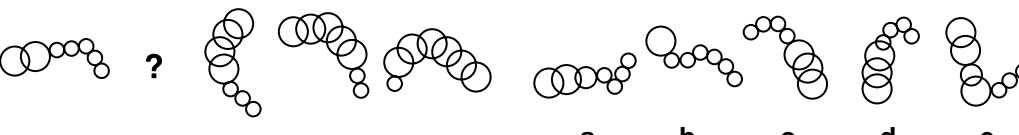
1

3



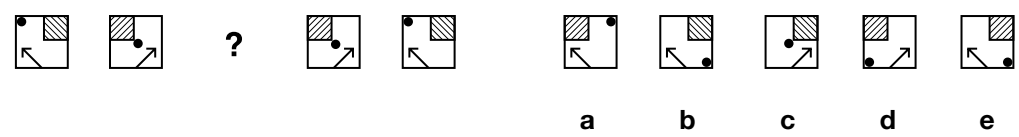
1

4



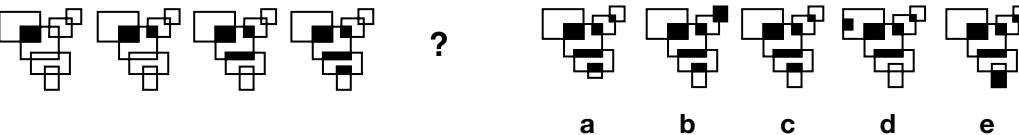
1

5



1

6



1


























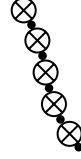




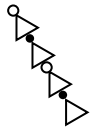
















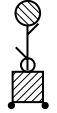



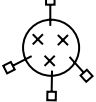
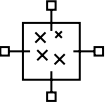
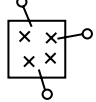
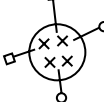
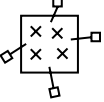

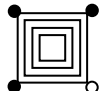





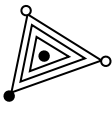
Total

6

Text continues over the page

Section 3

Which shape or pattern on the right completes the second pair in the same way as the first pair? Circle the letter.

- 1  is to  as  is to     
- 2  is to  as  is to     
- 3  is to  as  is to     
- 4  is to  as  is to     
- 5  is to  as  is to     
- 6  is to  as  is to     
- 7  is to  as  is to     
- 8  is to  as  is to     







- 1
- 1
- 1
- 1
- 1
- 1
- 1
- 1

Total 8

Continue to the next page







Section 4

Which code matches the shape or pattern given at the end of each line? Circle the letter.

1       ?

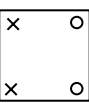
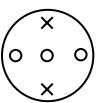
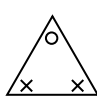
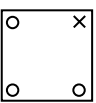
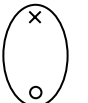
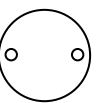
AZ AW BY AX CZ ?

CW BX AY BZ CY
a b c d e

2       ?







AJ BM CL BL AK ?

CM BJ BK AL CK
a b c d e

3       ?







SB WF ZN WB ZJ ?

WN SJ ZF SN SF
a b c d e

4       ?







AU BV AS BU CT ?

CU BS AT CV AV
a b c d e

5       ?

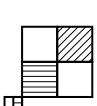
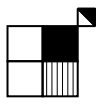
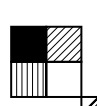

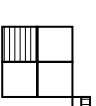
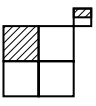
BF BE AH BG CE ?

AE CF CG BH AF
a b c d e

6       ?

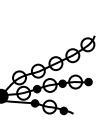





NU LT MS NT MR ?

NR LS MT NS LU
a b c d e

7       ?

DY DW FY HX BW ?

DX BY FX BX FW
a b c d e

8       ?

DL BK CM BL AJ ?

DM BM CJ DK BL
a b c d e

1

1

1

1

1

1

1

1

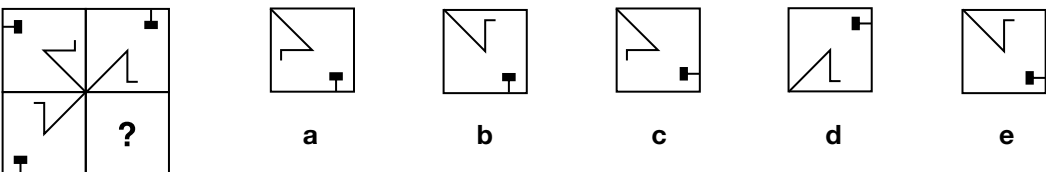
Total

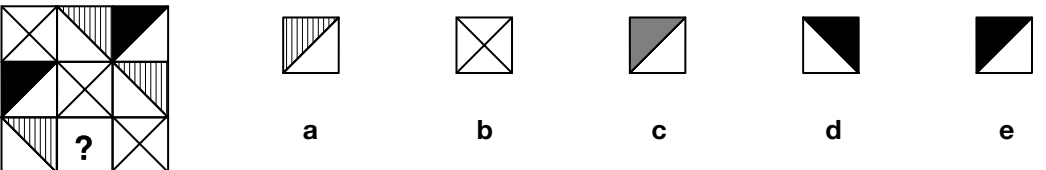
Text continues over the page

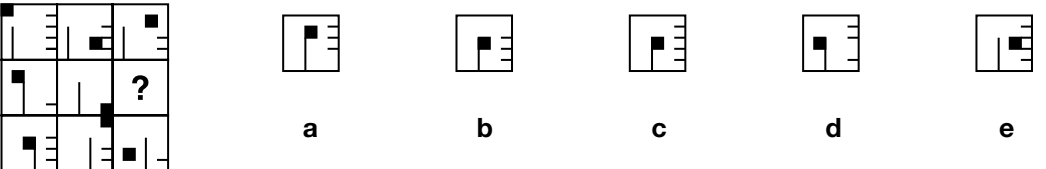
8

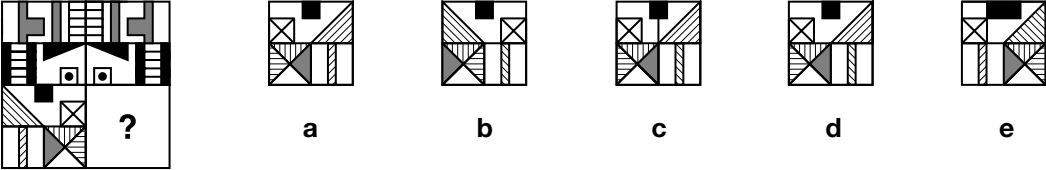
Section 5

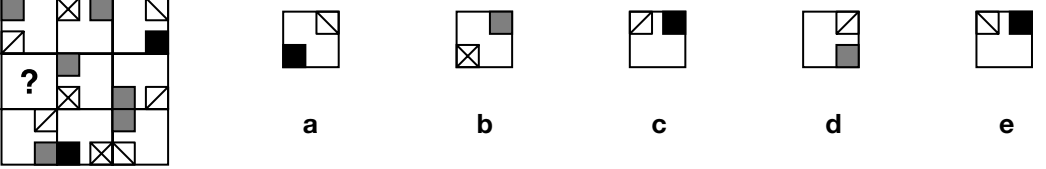
Which shape or pattern completes the larger square? Circle the letter.

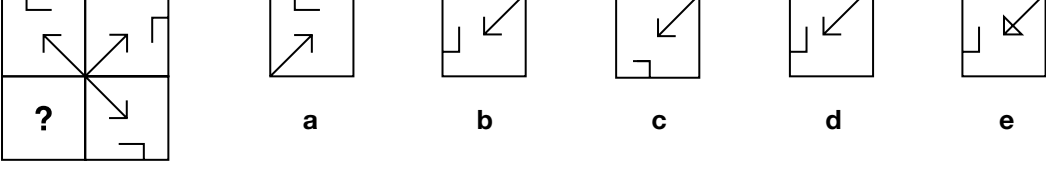
1 

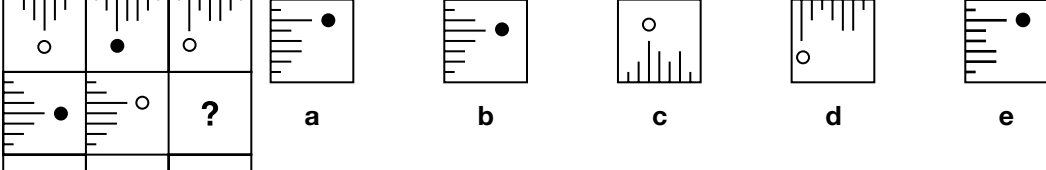
2 

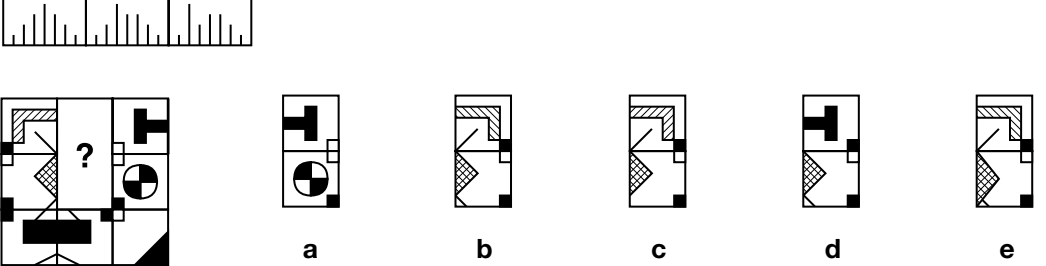
3 

4 

5 

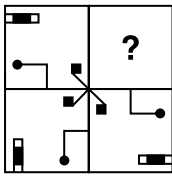
6 

7 

8 

Continue to the next page

9



a



b



c




d



e

10



a



b



c



d



e

1

1

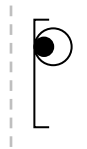
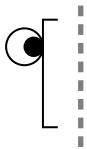
Total

10

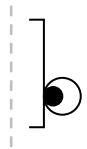
Section 6

Which shape on the right is the reflection of the shape given on the left? Circle the letter.

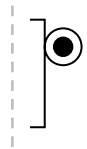
1



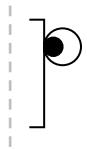
a



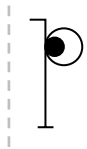
b



c



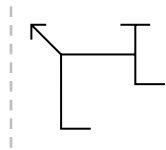
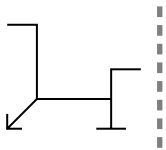
d



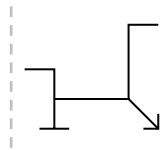
e

1

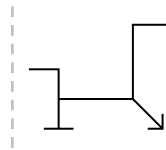
2



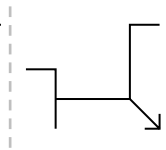
a



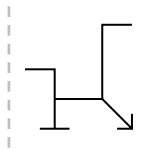
b



c



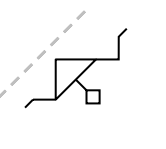
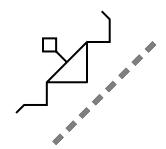
d



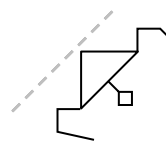
e

1

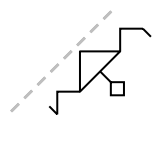
3



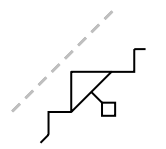
a



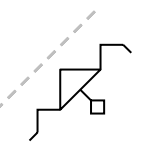
b



c



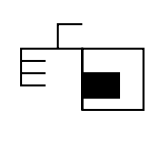
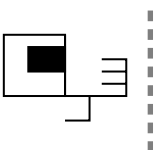
d



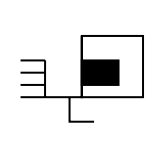
e

1

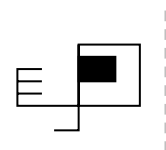
4



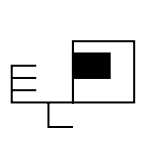
a



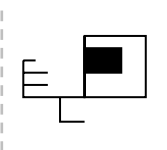
b



c



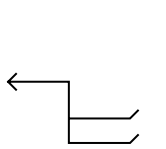
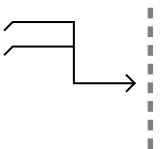
d



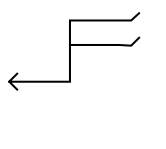
e

1

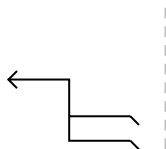
5



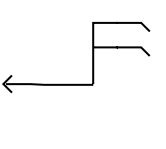
a



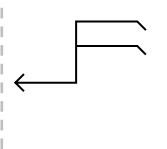
b



c



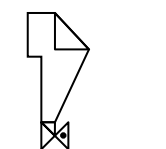
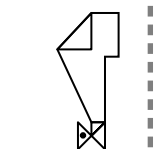
d



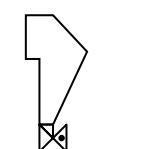
e

1

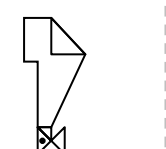
6



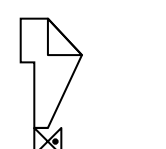
a



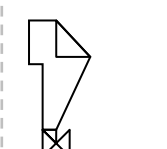
b



c



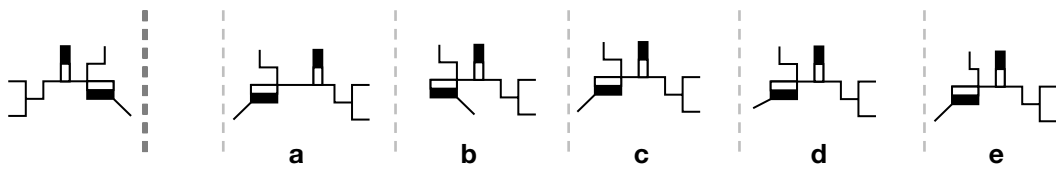
d



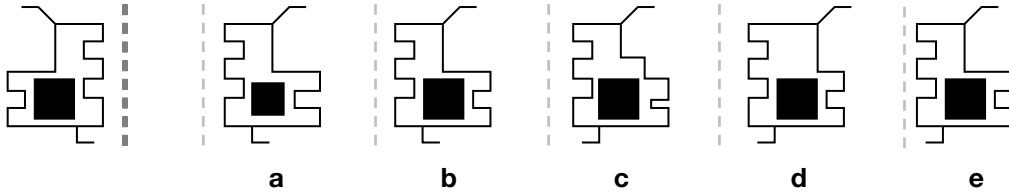
e

1

7



8

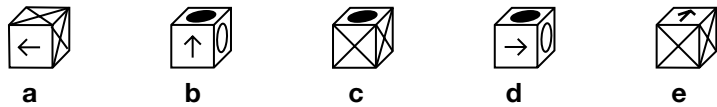
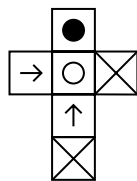


1
1
Total
8

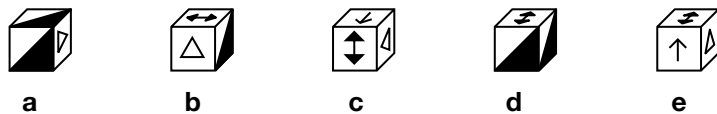
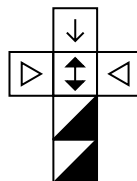
Section 7

Which cube cannot be made from the given net? Circle the letter.


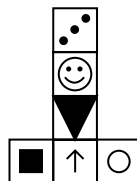
1



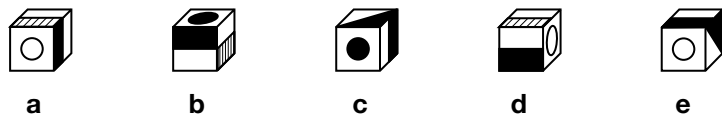
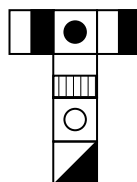
2



3

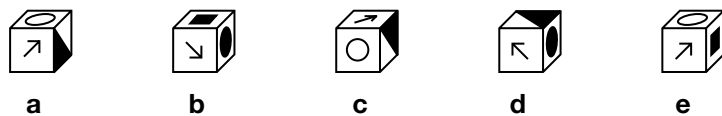
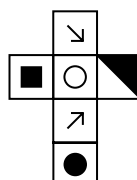


4

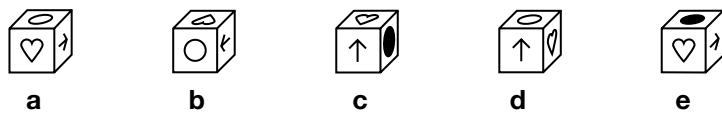
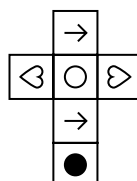


Which cube can be made from the given net? Circle the letter.

5

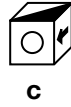
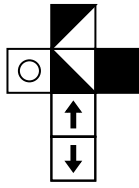


6



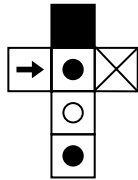
1
1
1
1
1

7

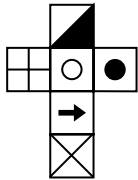


Which net makes the cube? Circle the letter.

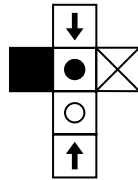
8



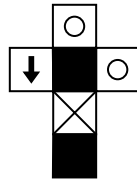
a



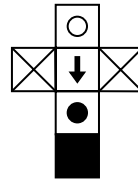
b



c

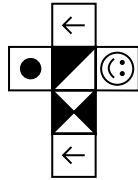


d




e

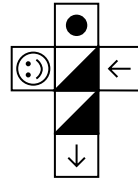
9



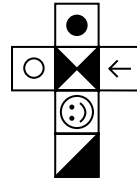
a



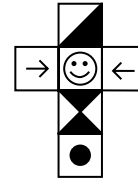
b



c

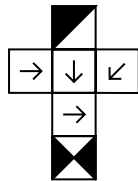


d

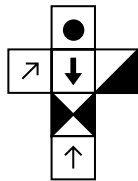


e

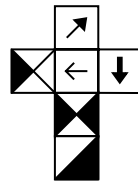
10



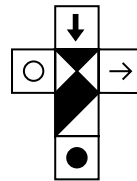
a



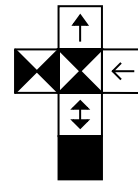
b



c



d



e

1

1

1

1

Total

10