

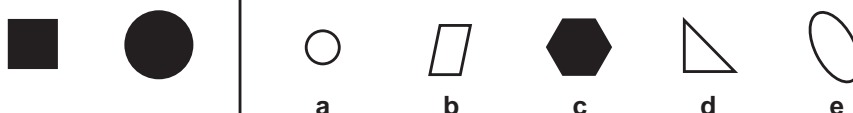
Sample 11+ Assessment Test — Non-Verbal Reasoning

Allow 30 minutes to do this test and work as quickly and as carefully as you can. If you want to answer these questions in multiple-choice format, use the separate multiple-choice answer sheet. If you'd prefer to answer them in standard write-in format, circle the correct answer from the options **A** to **E**.

Section 1 — Find the Figure Like the First Two

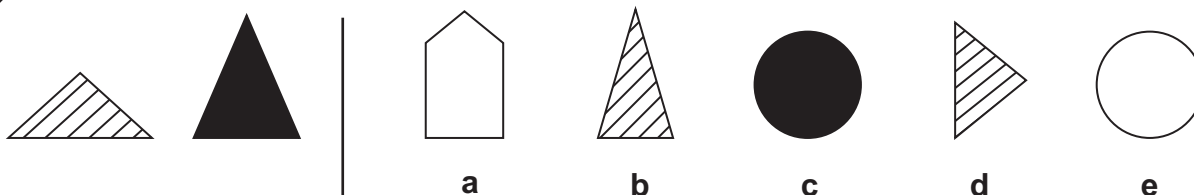
For each question below there are two figures that are like each other in some way. Find which of the five figures on the right is most like the two figures on the left.

Example:

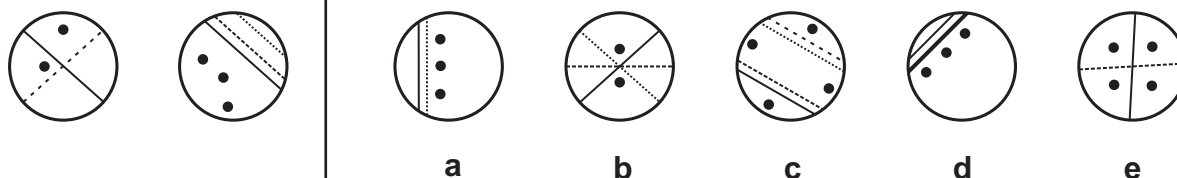


Answer: c

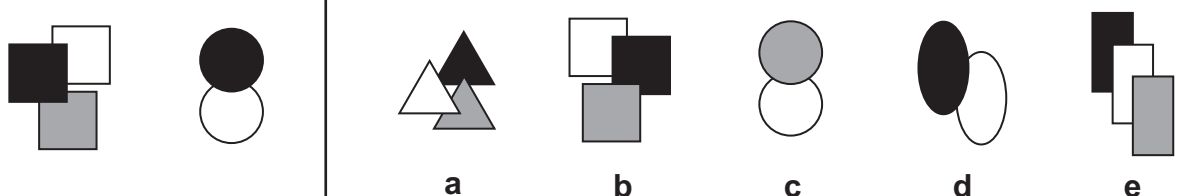
1



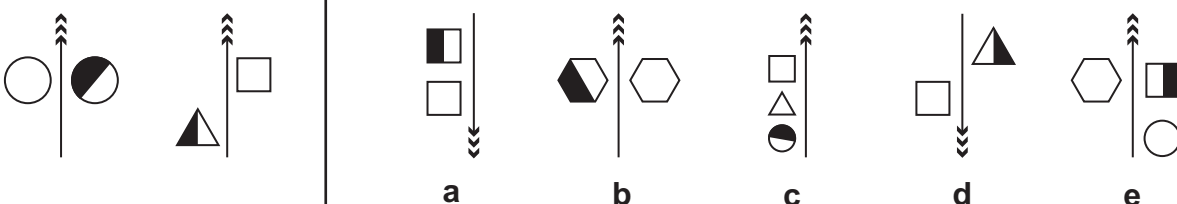
2



3

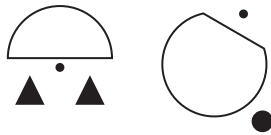


4



Carry on to the next question → →

5



a



b



c

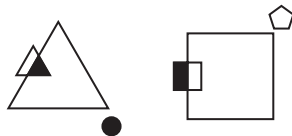


d

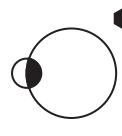


e

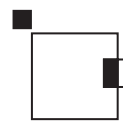
6



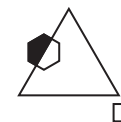
a



b



c




d



e

7



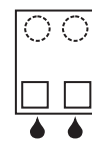
a



b



c



d



e

8



a



b



c

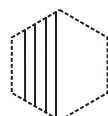


d



e

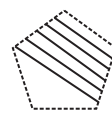
9



a



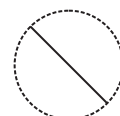
b



c

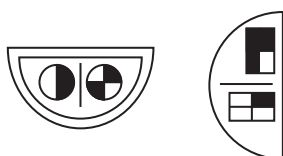


d



e

10



a



b



c



d

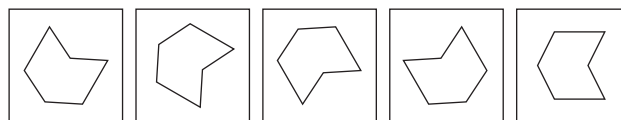
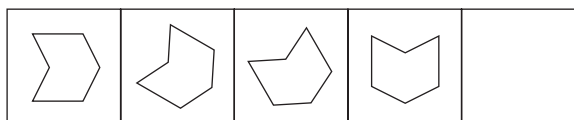


e

Section 2 — Complete the Series

Each of these questions has five squares on the left that are arranged in order. One of the squares is missing. One of the squares on the right should go in its place. Find which one of the five squares on the right should go in place of the empty square.

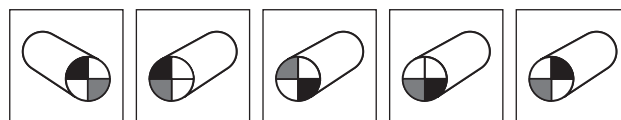

Example:



a b c d e

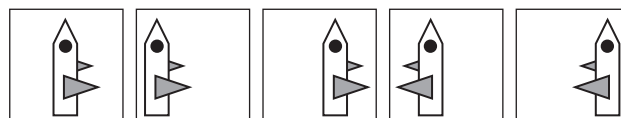
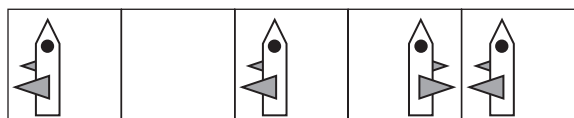
Answer: a

1



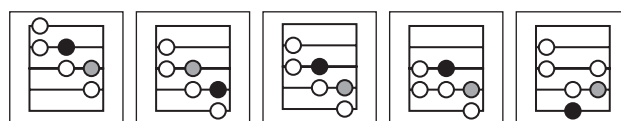
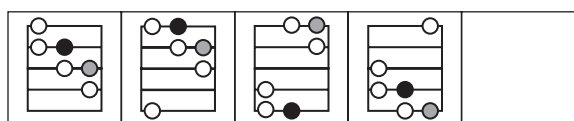
a b c d e

2



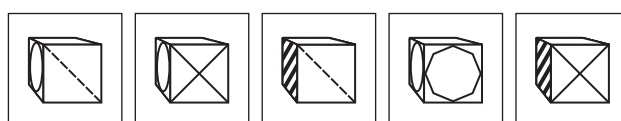

a b c d e

3



a b c d e


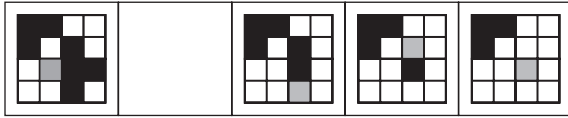
4



a b c d e

Carry on to the next question → →

5



a

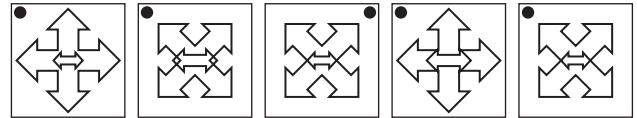

b

c

d

e

6



a


b

c

d

e

7



a

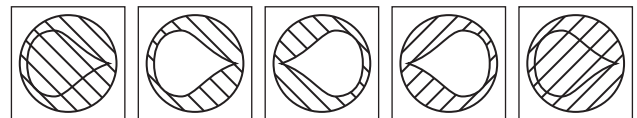
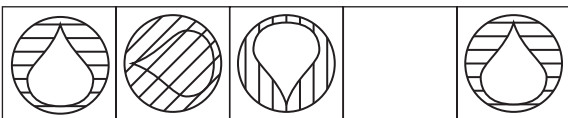
b

c

d

e

8



a

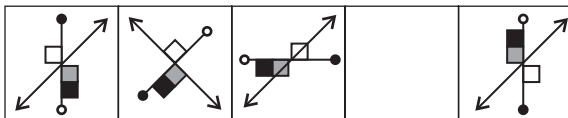
b

c

d

e

9



a



b

c

d

e

10



a

b

c

d

e

/ 10

Carry on to the next question → →

Section 3 — Find the Figure like the First Three

For each of the questions below there are three figures that are like each other in some way. Find which of the five figures on the right is most like the three figures on the left.

Example:



a



b



c



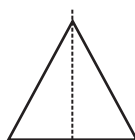
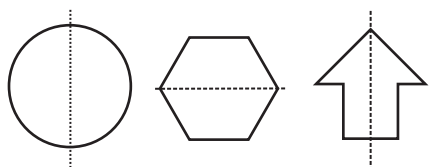
d



e

Answer: c

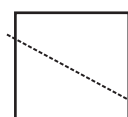
1



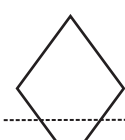
a



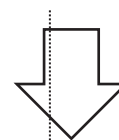
b



c



d



e

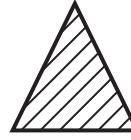
2



a



b



c



d



e

3




a



b



c

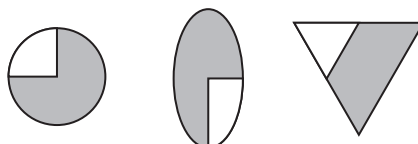


d



e

4



a



b



c



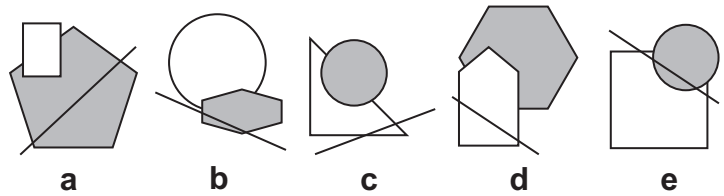
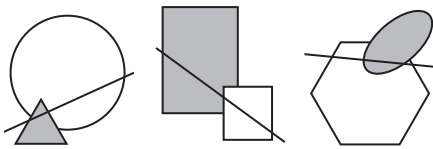
d



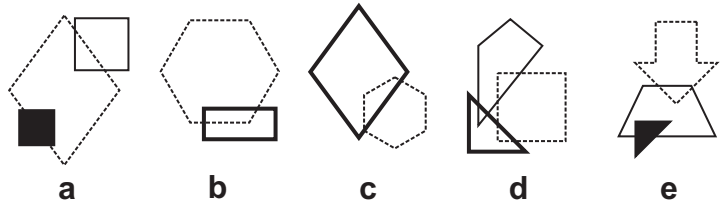
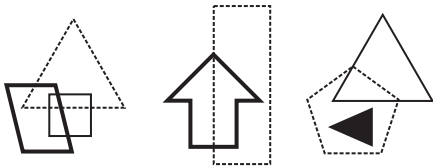
e

Carry on to the next question → →

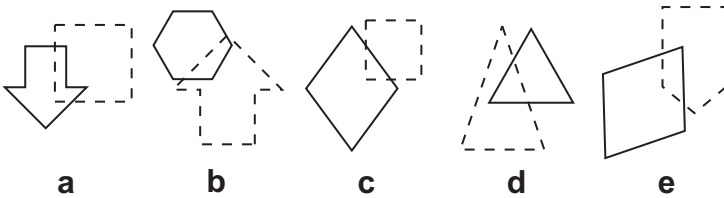
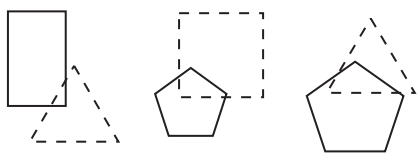
5



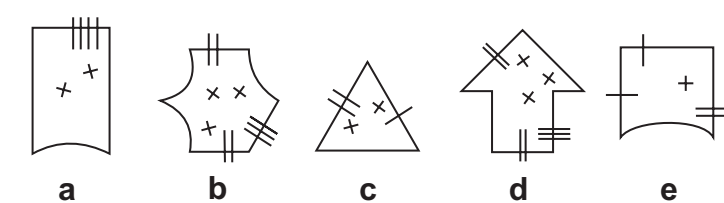
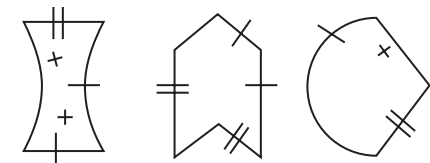
6



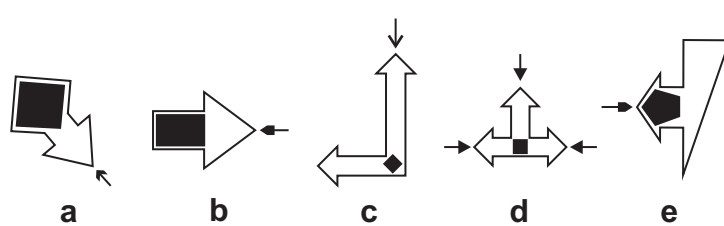
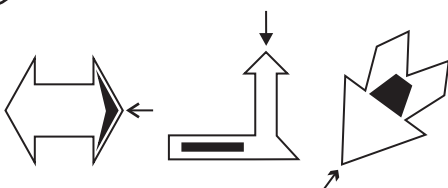
7



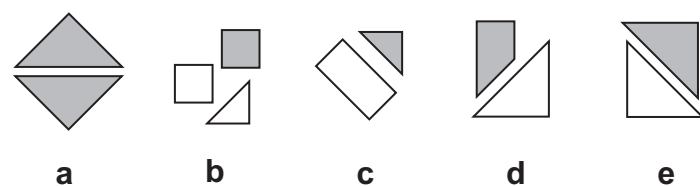
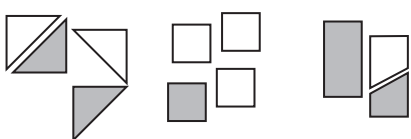
8



9



10



/ 10

Carry on to the next question → →


Section 4 — Odd One Out

Each of the questions below has five figures.
Find which figure in each row is most unlike the others.

Example:



a



b



c



d



e

Answer: b

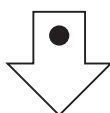
1



a



b



c



d



e

2



a



b



c



d



e

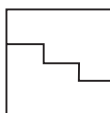
3



a



b



c

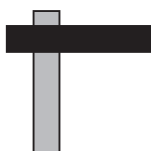


d



e

4



a



b



c



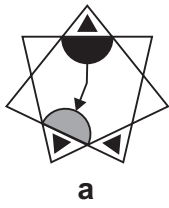
d



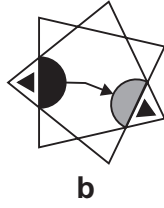
e

Carry on to the next question → →

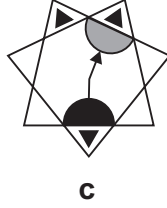
5



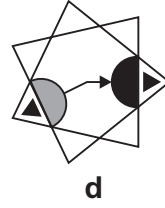
a



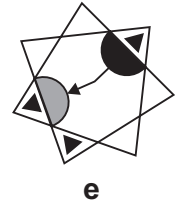
b



c

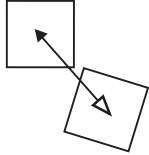


d

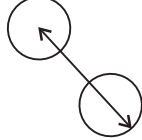


e

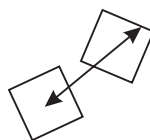
6



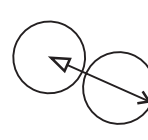
a



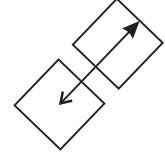
b



c

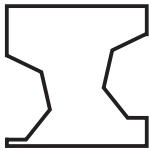


d




e

7



a



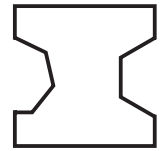
b



c



d

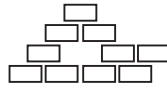


e


8



a



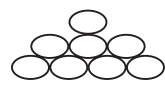
b



c



d

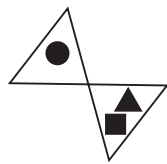


e

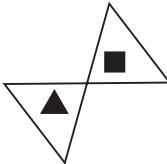
9




a



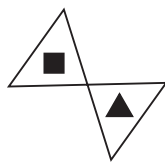
b



c



d




e

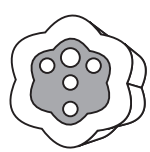
10



a




b



c



d



e





/ 10

Carry on to the next question → →

Section 5 — Vertical Code

Each question has some shapes on the left with code letters that describe them. You need to work out what the code letters mean. There is then a shape on its own next to a choice of five codes. Work out which code describes this shape.

Example:

	P			P	Q	T	S	R
	Q		a	b	c	d	e	
	R							

Answer: a

The arrow pointing right has the letter code P, the arrow pointing left has the letter code R, and the arrow pointing up has the letter code Q. The new shape is an arrow pointing right, so the code must be P and the answer is a.




Example:


	BT			BC	CR	CT	BS	BR
	CS		a	b	c	d	e	
	BR							

Answer: d




Both black shapes have the letter code B, and the white shape has a C, so the first letter is for shading. The second letter code must be the code for shape. T stands for a pentagon, the letter S for a circle and the letter R for a triangle. The new shape must have a B because it is black, and an S because it is a circle. The code must be BS and the answer is d.


1

	PX
	SY
	RX




	SX	SR	PY	PX	RY
a	b	c	d	e	


2

	KP
	KR
	LP

	KP	LP	KR	PR	LR
a	b	c	d	e	

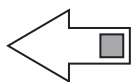
3

	AX
	AY
	BX

	XY	AX	BY	BX	AY
a	b	c	d	e	

Carry on to the next question → →

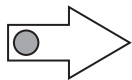
4



SZ



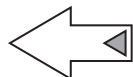
RX



RY



PY



SX

PX

RZ

PZ

SY

a

b

c

d

e

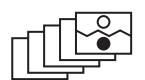
5



FNX



GNY



FMY



FNY

GNY

FNX

FMY

GNX

a

b

c

d

e

6



GL



JP



KX



HL



KL

JX

KP

JL

HP

a

b

c

d

e

7



DU



BU



AW



CV



AU

BU

BV

CU

DV

a

b

c

d

e

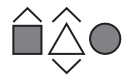
8



AS



BP



AR



AS



BR

BS

AR

BP

AP

a

b

c

d

e


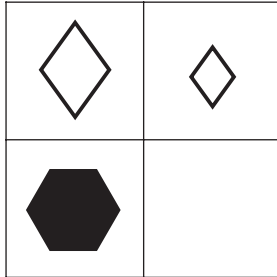
/ 8

Carry on to the next question → →


Section 6 — Complete the Grid

On the left of each question below is a big square with one small empty square. Find which of the five squares on the right should replace the empty square.


Example:



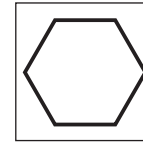
a



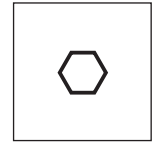
b



c



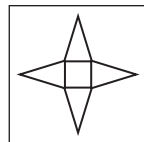

d




e

Answer: c


1



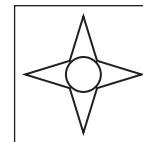
a




b



c

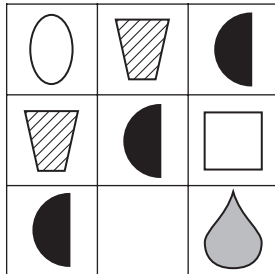


d



e

2



a



b



c

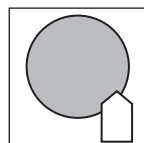
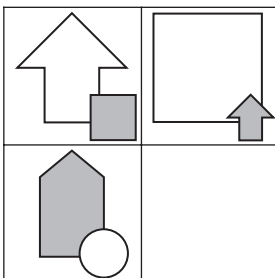


d

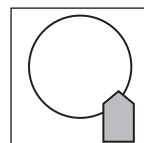


e

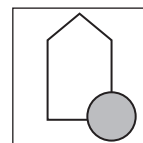
3



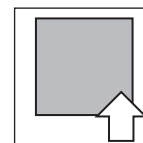
a



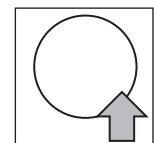
b



c





d




e


4




a




b



c



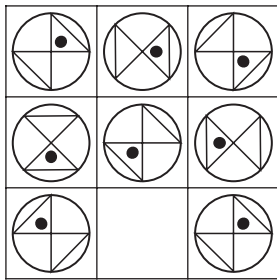
d



e

Carry on to the next question → →

5



a



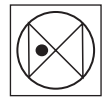
b



c

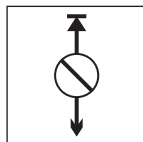
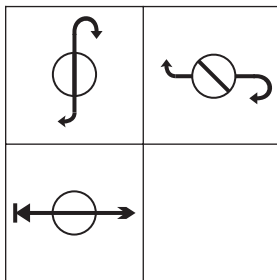


d

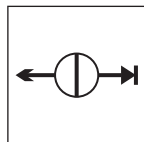


e

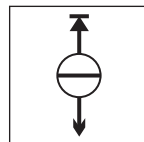
6



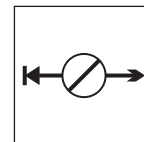
a



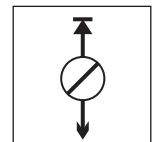
b



c

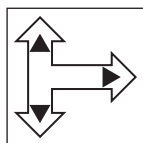
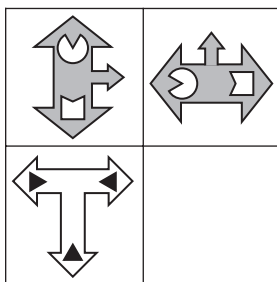


d

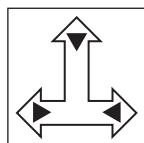


e

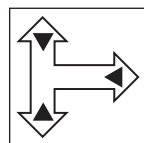
7



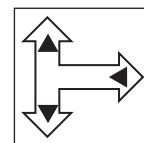
a



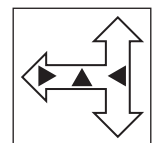
b



c

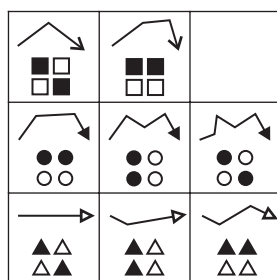


d



e

8



a



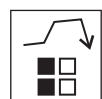
b



c



d



e

/ 8

Total / 56

End of Test



**The UK's Bestselling
11+ Books**

Order now from cgpbooks.co.uk/11plus





ExamNinja

Prepare for the 11+ with Exam Ninja!



GL 11+ Complete Pack

- All subjects covered
- Up to date 2025 pack
- Incl. Full Answers

only £39.95



11+ Practice Papers

- School-Targeted 11+ Papers
- Build Skills & Confidence
- All Subjects & Topics

from only £20 each



Online 11+ Tuition

- 1-to-1 tutoring for the 11+
- Tailored Learning
- Boost Confidence
- Get the Competitive Edge

