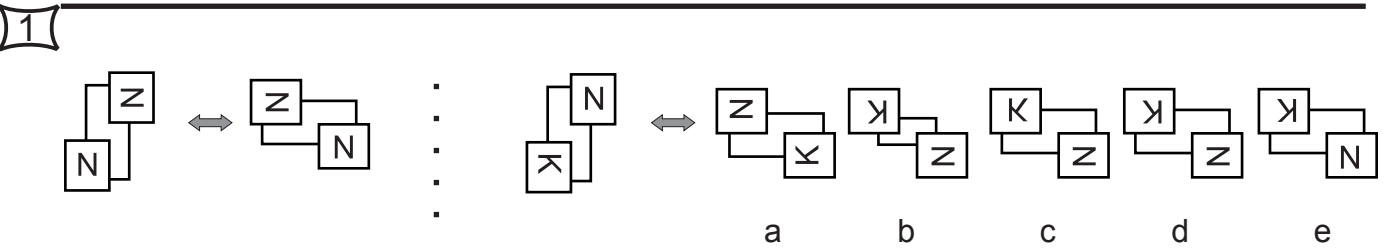
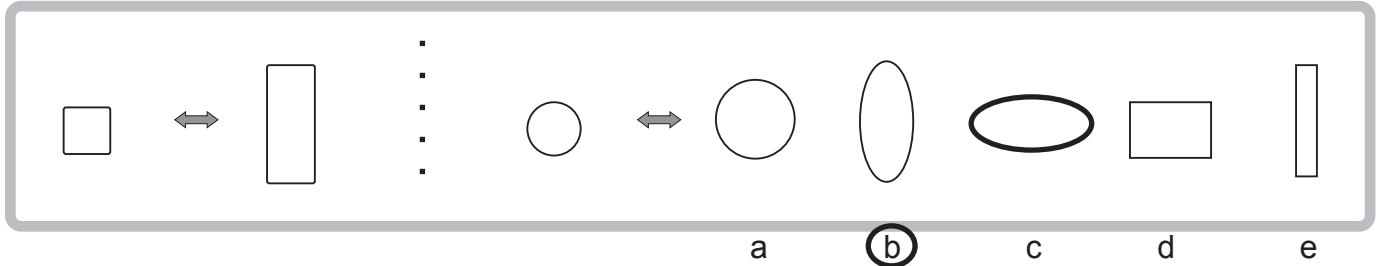


# Sample Non-Verbal Reasoning Paper 1

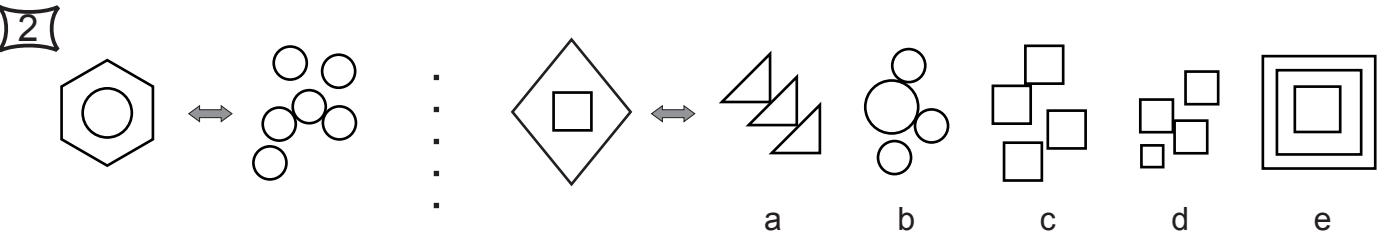
## Section 1

In these questions there are two figures on the left separated by an arrow. You have to decide how these two figures are related. There is a third figure which is separated by an arrow from five further figures on the right. You have to decide which of these five figures is related to the third figure in the same way as the first two figures are related to each other. Mark your choice on the answer sheet.

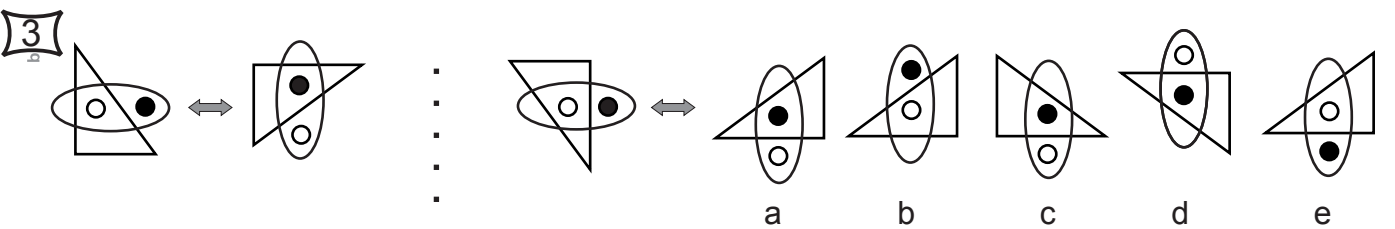
### Example



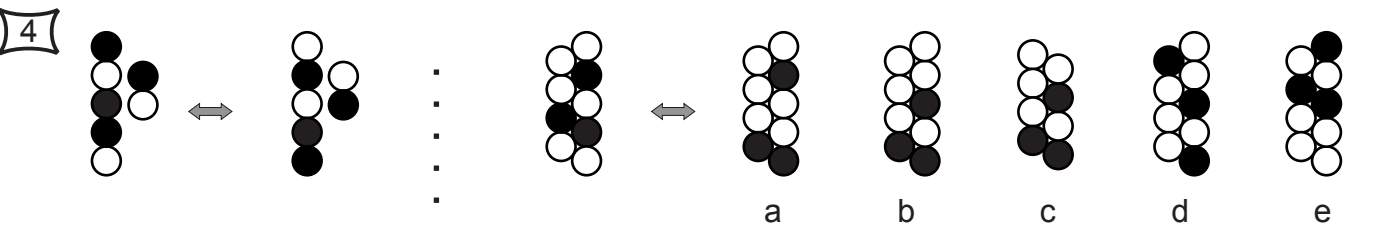
Examberry



Examberry



Examberry

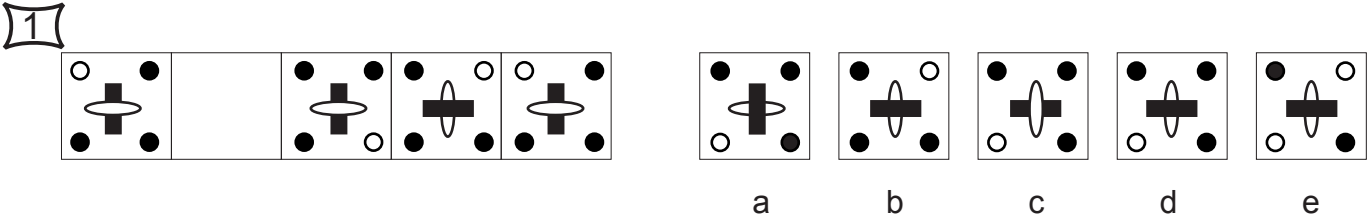
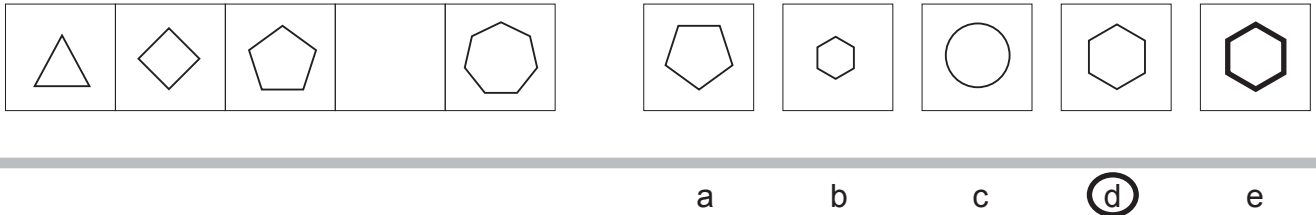


Examberry

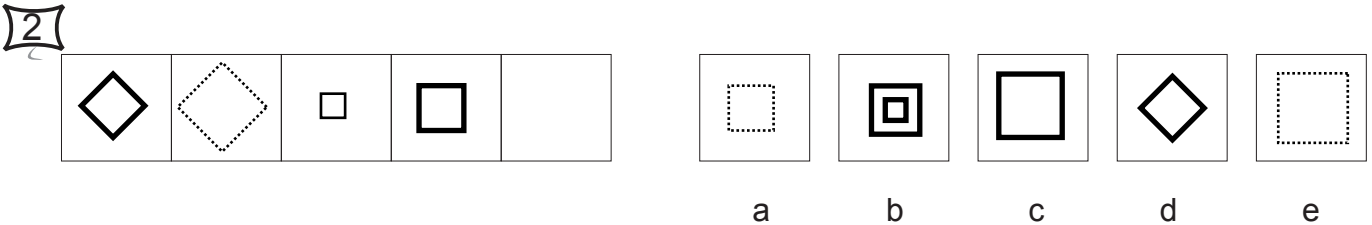
## Section 2

In these questions there is a series of five squares on the left. The figures within these squares form a logical sequence but one of the squares has been left blank. You have to decide which of the five figures on the right should occupy the empty square. Mark your choice on the answer sheet.

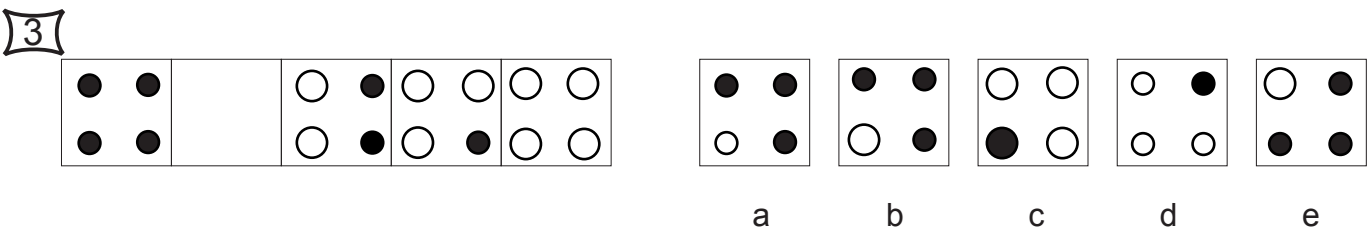
### Example



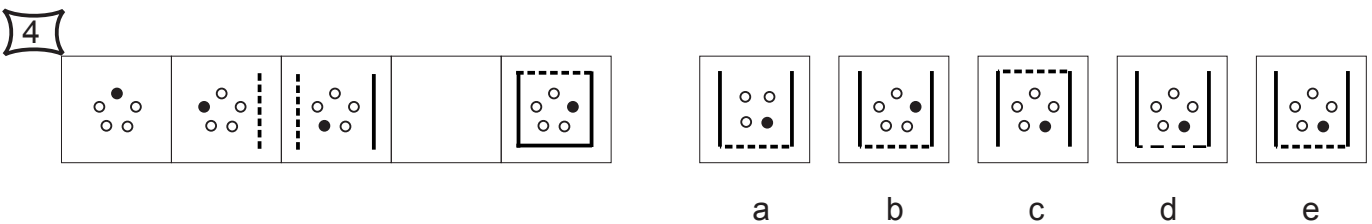
Examerry



Examerry



Examerry

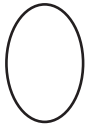


Examerry

## Section 3

In these questions the two figures on the left have something in common. You have to decide which one of the five shapes on the right 'belongs with' the two on the left. Mark your choice on the answer sheet.

### Example



⋮




a



**b**



c

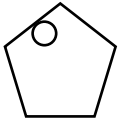


d

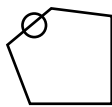


e

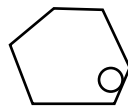
1



⋮



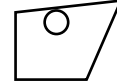
a



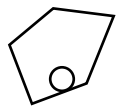
b



c



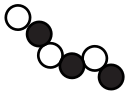
d



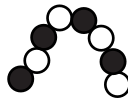
e

Examberry

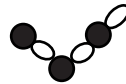
2



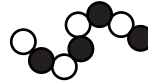
⋮



a



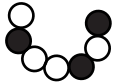
b



c



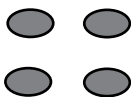
d



e

Examberry

3



⋮



a



b



c



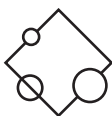
d



e

Examberry

4



⋮



a



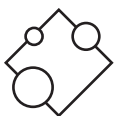
b



c



d



e

Examberry

## Section 4

In these questions there are three or four figures on the left together with code letters which represent features of these figures. There is a further figure which does not have code letters associated with it. You have to decide which of the five possible codes on the right should represent this figure. Mark your choice on the answer sheet.

### Example

	AX	⋮	AZ	CY	BX	AY	YC
	AY		??	a	<b>b</b>	c	d
	CX					e	

1		CT	⋮	ZT	CT	GT	ZJ	CJ
		GJ		??	a	b	c	d
		ZJ						e

Examerry

2		PL	⋮	TI	PI	HQ	KL	KQ
		HL		??	a	b	c	d
		KI						e
		TQ						

Examerry

3		OE	⋮	YE	OE	OS	LE	LT
		LE		??	a	b	c	d
		LS						e

Examerry

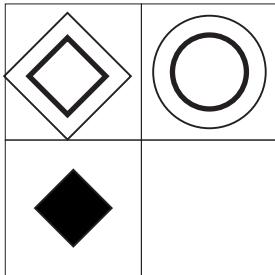
4		TRK	⋮	TRD	SED	SBK	TEK	SBN
		SRD		???	a	b	c	d
		TBD						e
		TED						

Examerry

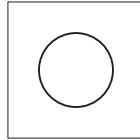
## Section 5

In these questions there is a grid on the left with 4 or 9 squares one of which has been left blank. Look at the figures on the right and decide which would best complete the pattern in the grid. Mark your choice on the answer sheet.

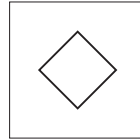
### Example



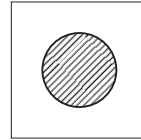
...




a




b



c




d



e

1



...



a



b



c



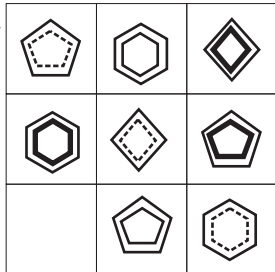
d



e

Examerry

2



...



a



b



c



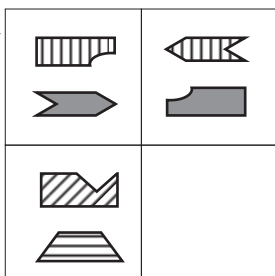
d



e

Examerry


3



...



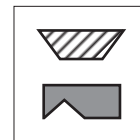
a



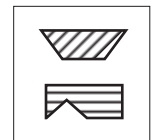
b



c



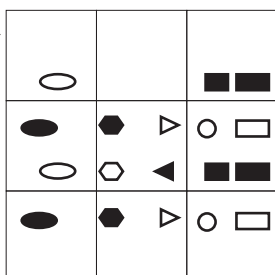
d



e

Examerry

4



...



a



b



c



d



e

Examerry