

13+ PAST PAPER PACK

Winchester College 13+ French 2023

Complete Past Paper Pack

CONTENTS

01 Question Paper

Winchester College 13+ French. Work through this paper first.

Includes Paper Notes: overview, topics, revision tips, common mistakes.

02 Question Paper

Winchester College 13+ French. Work through this paper first.

Includes Paper Notes: overview, topics, revision tips, common mistakes.

03 Question Paper

Winchester College 13+ French. Work through this paper first.

Includes Paper Notes: overview, topics, revision tips, common mistakes.

04 Question Paper

Winchester College 13+ French. Work through this paper first.

Includes Paper Notes: overview, topics, revision tips, common mistakes.

05 Question Paper

Winchester College 13+ French. Work through this paper first.


Includes Paper Notes: overview, topics, revision tips, common mistakes.

PRACTISE THE REAL THING

Download more free 13+ past papers at [SATs-Papers.co.uk](https://www.sats-papers.co.uk)

Name:

School:



WINCHESTER
COLLEGE

Entrance Examination

French Oral

May 2023

Total time allowed: 15 minutes

**THE TEACHER MUST NOT HELP THE CANDIDATE IN ANY WAY DURING
THE PREPARATION OF THIS ORAL EXAMINATION**

- Candidates should be given no more than five minutes to **prepare** the role play.
- The oral exam should take about **6 or 7** but **no more than 10 minutes**.
- No dictionaries or reference materials are to be used by the candidate while he is preparing his role play.
- He may make notes during his preparation time, which he may refer to during the exam.
- Do the role play first, followed by the general conversation.
- Please recast questions if candidates do not understand them at first.
- Please make sure that the candidate has an opportunity to use some form of the future tense.

30 marks

There are two sections in this test: a role play and a **two** to **three** minute conversation based on a list of **10** questions.

Dictionaries are not allowed during the preparation of the role play or in the course of the examination.

The marking of the test will be done centrally at Winchester College. The role play will be marked out of 14 (maximum 2 marks per task) and the conversation out of 16.

All candidates must be recorded and all recordings sent to Winchester College via e-mail, as an MP3 attachment to entrance@wincoll.ac.uk. WeTransfer (<https://wetransfer.com/>) is the preferred method for high capacity attachments. Filenames should take the following format: SURNAME First name SCHOOLNAME 2023, e.g. SMITH John PILGRIMS 2023.mp3

Please do not send CDs or cassettes.

Section One: Role Play

There is only **one** role play. Candidates may have **five** minutes to prepare it. For reasons of security, please ensure that the content of the role play remains unknown to all candidates until the beginning of their preparation time and that candidates do not leave the examination room with a copy of the role play.

Section Two: General Conversation

The general conversation will be the same for all candidates. Candidates will be asked **all** the **10** questions given on the sheet, in order. They should be encouraged to add as much detail to their answer as they can and to use as wide a variety of tenses as possible. Examiners should feel free to rephrase a question to help those candidates who do not immediately understand a question.

*If this test is to be helpful to all parties - particularly to the successful candidates, who will gain nothing by being placed in a set that is beyond their level – it is essential that **candidates should not be aware of the questions before the examination.***

TEACHER ROLE PLAY CARD

Vacances en Italie !

1. Alors *PUPIL'S NAME*, veux-tu aller en Italie cet été ?

Oui, je veux aller en Italie cet été.

2. Veux-tu y aller en avion ou en voiture ?

Je veux y aller en avion parce que c'est plus rapide, mais c'est un peu stressant.

3. Et tu veux être assis à côté de ta sœur pour le voyage ?

Non, je ne veux pas être à côté de ma sœur, parce qu'elle est ennuyeuse.

4. D'accord, pas de problème.

Est-ce que mon meilleur ami peut venir avec nous ?

5. Je ne pense pas, ce serait trop difficile. Qu'est-ce que tu aimerais faire en vacances ?

J'aimerais aller à la plage et manger dans beaucoup de restaurants.

6. C'est vrai que la cuisine là bas est délicieuse. Tu as déjà mangé de la nourriture italienne à la cantine ?

J'ai mangé de la pizza et des pâtes à l'école.

7. Délicieux ! Quels souvenirs voudrais-tu acheter ?

Je vais acheter un T-shirt pour mon ami(e) et du café pour (mon) grand-père/papi.

Please turn over

TEACHER CONVERSATION CARD

Passons maintenant à la conversation générale.

- 1 Quelle est ta matière préférée à l'école ? Pourquoi ?
- 2 Qu'est-ce que tu fais pour te relaxer après l'école ?
- 3 Tu préfères faire du sport avec tes amis ou avec ta famille ?
- 4 Fais-moi une petite description de ton père ou de ta mère.
- 5 Où est-ce que tu aimes aller dans ta ville ?
- 6 Qu'est-ce que tu as fait avec ton meilleur ami récemment ?
- 7 Parle-moi de tes dernières vacances.
- 8 Qu'est-ce que tu vas acheter quand tu iras faire du shopping ?
- 9 Qu'est-ce que tu feras ce week-end avec tes amis ?
- 10 Comment serait ta fête d'anniversaire parfaite ?

PUPIL ROLE PLAY CARD

Vacances en Italie !

Your family is going to spend the summer in Italy and you are happy about it. Your teacher plays the part of your dad / mum and starts the conversation by asking if you are happy to go to Italy.

During the conversation you will have to:

1. Say that yes, you want to go to Italy this summer.
2. Say that you want to go by plane because it is faster, but it is a little stressful.
3. Say that no, you do not want to be next to your sister, because she is boring.
4. Ask your dad / mum if your best friend can come with you.
5. Say that you would like to go to the beach and eat in a lot of restaurants.
6. Say that you have eaten pizza and pasta at school.
7. Say that you are going to buy a T-shirt for your friend and coffee for your grand-father.

Paper Notes: 13+ French Question Paper (13+ French Past Paper (2023))

Compiled by [SATs-Papers.co.uk](https://www.SATs-Papers.co.uk) to help you get the most from this paper.

Overview

This is the **Winchester College 13+ French Oral examination** from **May 2023**, designed to assess the spoken French ability of candidates applying for entry into Year 9. The paper is administered as a live oral exam with a teacher examiner and tests spontaneous spoken French through a two-part structure: a role play scenario and a general conversation.

The exam is marked out of **30 marks** in total, with the role play worth **14 marks** (2 marks per task) and the general conversation worth **16 marks**. Candidates are given **no more than five minutes** to prepare the role play without dictionaries or reference materials, though they may make notes to refer to during the exam. The entire oral should last between 6 and 10 minutes, and all sessions must be recorded and submitted to Winchester College as MP3 files.

This paper is aimed at students who have studied French to a level appropriate for 13+ entry at a selective independent school. The scenarios and questions test practical conversational French, requiring candidates to use a range of tenses including past, present, conditional and future forms. The conversational nature of the exam allows for natural spoken interaction rather than rote-learned responses.

How this paper is organised

The examination is divided into **two distinct sections**, both conducted orally with no written component for the candidate. Section One is a **role play scenario** titled 'Vacances en Italie!', in which the candidate takes on the role of a child discussing a summer holiday to Italy with a parent (played by the teacher). The role play contains **seven tasks** the candidate must complete, ranging from expressing preferences about travel and seating arrangements to using different tenses when discussing activities and purchases.

Section Two is a **general conversation** consisting of **10 prepared questions** asked in order by the examiner. These questions cover everyday topics including school life, family, leisure activities, recent experiences and future plans. Candidates are expected to add detail to their answers and demonstrate variety in their use of tenses. The examiner may rephrase questions if they are not understood at first hearing.

The total time allowed is **15 minutes**, including up to 5 minutes of preparation time for the role play at the start. The actual oral examination itself should take between 6 and 10 minutes. The marking is done centrally at Winchester College, with recordings submitted electronically rather than assessed live during the exam.

Topics covered

- Role play communication skills in a family holiday planning scenario, including expressing preferences and making requests
- Present tense verbs (vouloir, être, avoir) used in statements of preference and description
- Future tense constructions using aller + infinitive (je vais acheter) for planned actions
- Perfect tense (passé composé) for describing past experiences with food and activities (j'ai mangé)
- Conditional tense (j'aimerais, je voudrais) for expressing wishes and hypothetical preferences
- Vocabulary related to holidays, travel, family relationships, food, shopping and souvenirs
- School life vocabulary including subjects, relaxation activities and facilities (la cantine)
- General conversation on everyday topics: family, friends, leisure, town amenities, recent experiences and future plans
- Use of comparative structures (plus rapide) and justifications with parce que
- Description skills for people, places and events, particularly using adjectives and opinion phrases

How to use this paper for revision

- Practise speaking aloud in French every day, even for just five minutes, to build fluency and confidence with spontaneous responses rather than memorised scripts.
- Record yourself answering the ten conversation questions and listen back critically, noting where you hesitate, repeat yourself or fall back on English word order.
- Learn the key irregular verbs (avoir, être, aller, faire, vouloir, pouvoir) in all tenses tested: present, perfect, imperfect, future and conditional.
- Prepare a mental bank of linking phrases (parce que, mais, donc, ensuite, d'abord, puis) to make your answers flow naturally and sound more sophisticated.
- Familiarise yourself with holiday and family vocabulary by creating mind maps or flashcards, then use them in full sentences rather than learning words in isolation.
- Ask a teacher, tutor or French-speaking friend to conduct mock oral exams with you, timing them strictly and recording them for review.
- When preparing a role play, make brief bullet-point notes in French of key verbs and vocabulary you will need, not full sentences you will read out.

Common mistakes to avoid

- Using only present tense throughout the exam when the questions specifically prompt for past actions (qu'est-ce que tu as fait) or future plans (qu'est-ce que tu feras).
- Confusing the masculine and feminine forms of possessive adjectives (mon/ma, ton/ta) when referring to family members or friends, leading to errors like 'mon mère'.
- Giving very short, single-clause answers such as 'j'aime le foot' without adding any reasons, examples or extensions that demonstrate range of vocabulary.
- Pronouncing French words with heavy English pronunciation, particularly nasal vowels (an, en, in, on) and the 'r' sound, which undermines comprehensibility.
- Forgetting to make past participle agreements in the passé composé with être verbs, for example saying 'je suis allé' when the speaker is female.
- Reading directly from preparation notes during the role play in a stilted manner, rather than using notes as prompts for natural speech.

Exam technique

Begin by listening carefully to each question or prompt, and if you do not understand something, do not panic: the examiner is allowed to rephrase it. Take a brief moment to structure your answer mentally, deciding which tense you need and what vocabulary is

most relevant, rather than launching straight into the first word that comes to mind. In the role play, use your five minutes of preparation time efficiently by jotting down key French verbs and nouns for each of the seven tasks, but avoid writing out full sentences that you will then read woodenly.

Pace yourself so that you give reasonably full answers to all ten conversation questions rather than spending too long on the first few. Aim for at least two or three sentences per question, linking ideas with conjunctions and adding justifications or examples where you can. If a question specifically uses a past or future tense (such as 'qu'est-ce que tu as fait' or 'qu'est-ce que tu feras'), make certain your answer uses that tense correctly; examiners will be listening for variety and accuracy.

Remember that the examiner is assessing both accuracy and communication, so even if you make a small grammatical slip, keep going with confidence. Fluency, pronunciation and the ability to sustain a natural conversation matter as much as perfect grammar. If you realise you have made an error mid-sentence, it is often better to self-correct briefly and move on than to stop and restart entirely. Finally, engage with the examiner as if this were a genuine conversation, maintaining eye contact and responding with appropriate intonation and enthusiasm.

What to revise alongside this paper

To perform well in this oral exam, students should ensure they have revised all common verb conjugations in the five main tenses: present, perfect (passé composé), imperfect, future (both aller + infinitive and simple future) and conditional. Focus particularly on high-frequency irregular verbs such as avoir, être, aller, faire, vouloir and pouvoir, as these appear repeatedly in conversational French.

Beyond grammar, broaden your active vocabulary in the thematic areas covered by the conversation questions: school subjects and routines, family members and relationships, hobbies and sports, places in a town, recent activities and holidays, shopping and future plans. Practising descriptions of people and places will help you respond confidently to questions such as 'fais-moi une petite description de ton père ou de ta mère'.

If you are preparing for Winchester College 13+ entry more broadly, this oral exam should be revised alongside the written French paper (if applicable), as the grammatical and vocabulary knowledge overlaps. Consider also listening to French audio resources, watching French-language videos or films with subtitles, and reading short texts to improve comprehension and pick up natural phrasing that will make your spoken French sound more authentic.


Key terms

Role play (jeu de rôle), General conversation (conversation générale), Present tense (le présent), Perfect tense / passé composé (j'ai mangé, je suis allé), Future tense (le futur proche: je vais acheter), Conditional tense (le conditionnel: j'aimerais, je voudrais), Vouloir (to want), Parce que (because), Plus rapide (faster / more rapid), Ennuyeux / ennuyeuse (boring), Meilleur ami / meilleure amie (best friend), Vacances (holidays), La cantine (the canteen / dining hall), Les souvenirs (souvenirs / gifts), Fête d'anniversaire (birthday party)

For more free 11+ practice papers, past papers and online practice tests, visit [SATs-Papers.co.uk](https://www.SATs-Papers.co.uk).

Name:

School:



WINCHESTER
COLLEGE

Entrance Examination

French Listening

Thursday 4th May 2023

Total time allowed: 22 minutes

- Dictionaries are not allowed.
- Write the answers to section **A** in **English**.
- Write the answers to section **B** in **French**.

- You will hear each recording 3 times.
- There will be pauses of 10 seconds between each reading of the texts.

50 marks

SECTION A

1. Mon collègè

10 marks

Write the letters indicating the 10 items you hear in the correct order.

A



B




C



D



E



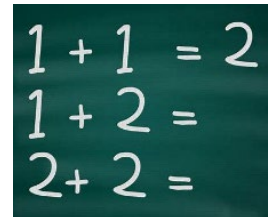
F



G



H



I



J



1	2	3	4	5	6	7	8	9	10

2. Ma famille

10 marks

Complete the grid in ENGLISH

Family member	Personal attributes	Thing they do/have in common with speaker
Sister	1. _____ 2. _____	• _____
Brother	1. _____ 2. _____	• _____
Mother	1. _____ 2. _____	• _____
Father	1. _____ 2. _____	• _____

3. Deux jeunes parlent de leurs villes

20 marks

Fill in the blanks in English.

a)

My village is situated _____ the St Lawrence River, quite close to a big town in the _____ of Quebec, in Canada. It's _____. There are around _____ inhabitants and it's very peaceful. There is a _____ not far from where I live where you can see black bears and lynxes. It's really _____. In my village, there is a _____ where I studied, a restaurant, a park and a big _____. There is also a _____ where you can go skating in winter. I like living here because I love being _____. Now I go to high school in town and it's _____ to see my friends at the weekend. My dad has to _____ and it's not always possible.

b)

My town is situated in the south-west of France. It is the capital of the region, so it's really big. A large river, the Garonne, _____ the city, and the two _____ are very different from one another. The left bank is quite _____. All the shops, museums, the _____ and the old medieval town are found there. The right bank, where I live, is more _____ but there are _____ big apartment blocks. My favourite _____ is really near to my house. They say it has the best view of the city. In any case, it has the best _____ !

SECTION B

Jean-Christophe et Anne-Laure parlent d'un voyage à la Réunion.

10 marks

Répondez aux questions en FRANÇAIS

1 Quel genre de voyage Anne-Laure a-t-elle fait ?

2 Qui a choisi la destination ? Pourquoi ? (2)

Qui ?

Pourquoi ?

3 Qu'est-ce qu'elle faisait presque chaque matin ?

4 Qu'est-ce que le groupe a fait de différent le jeudi ?

5 Quelle était la réaction d'Anne-Laure ?

6 Qu'est-ce que le groupe a fait le dernier jour ?

7 Avec qui Anne-Laure voudrait-elle retourner à la Réunion ? (2)

8 Qu'est-ce que Jean-Christophe aimerait à la Réunion ?

End of test

Paper Notes: 13+ French Question Paper (13+ French Past Paper (2023))

Compiled by [SATs-Papers.co.uk](https://www.SATs-Papers.co.uk) to help you get the most from this paper.

Overview

This is the **Winchester College 13+ French Listening paper** from **Thursday 4th May 2023**, designed for candidates applying for Year 9 entry. The paper carries **50 marks** and must be completed in **22 minutes**, testing comprehension of spoken French at intermediate level. Dictionaries are not permitted, and each recording is played three times with ten-second pauses between readings.

The paper is divided into two sections with different response requirements. **Section A** requires answers in English and covers familiar topics such as school facilities, family descriptions, and geographical descriptions of villages and cities. **Section B** requires answers in French, focusing on a conversation about a trip to Réunion Island, testing both comprehension and the ability to respond accurately in the target language.

This paper is suitable for strong candidates who have studied French for several years and are comfortable with sustained listening passages. The format tests not only vocabulary recognition but also the ability to identify specific details, understand implied meaning, and reproduce accurate French in written form. The mix of English and French responses reflects the level expected of candidates entering Winchester College at 13+.

How this paper is organised

The paper contains **three questions in Section A** worth 40 marks collectively, followed by **one extended question in Section B** worth 10 marks. Section A begins with a picture-matching task (Question 1, 10 marks) where candidates must identify ten school-related items from spoken descriptions and record them in the correct sequence using letter codes.

Question 2 (10 marks) requires candidates to complete a grid in English about four family members, noting two personal attributes and one thing each person has in common with the speaker. Question 3 (20 marks) is the longest task, presenting two young people describing their towns: one in Quebec, Canada, and one in south-west France. Candidates must fill in blanks in English passages, requiring precise listening for specific details such as numbers, place names, and descriptive vocabulary.

Section B shifts to French-language responses. Candidates listen to a conversation between Jean-Christophe and Anne-Laure about a trip to Réunion and must answer

eight questions in French. Question 2 and Question 7 are worth two marks each, whilst the others carry one mark apiece. The entire paper must be completed within the 22-minute time limit, which includes all three plays of each recording.

Topics covered

- Listening comprehension with visual matching tasks, requiring recognition of school facilities and objects from spoken descriptions
- Family vocabulary and physical descriptions, including personality traits and shared activities or interests
- Geographical location and regional vocabulary, including Canadian and French place names and topographical features
- Numbers and population statistics in spoken French, requiring accurate transcription of quantity information
- Descriptions of urban and rural environments, including amenities, buildings, and distinguishing characteristics of different areas
- Tourism and travel vocabulary, including types of trips, activities, and reactions to experiences
- Question formation and response in French, covering interrogatives such as 'qui', 'pourquoi', 'qu'est-ce que', and 'avec qui'
- Past tense comprehension in spoken French, identifying completed actions and experiences during a trip
- Inference and interpretation of reactions and preferences expressed in conversational French
- Accurate reproduction of French spelling and grammar in written responses under time pressure

How to use this paper for revision

- Practise listening to native French speakers discussing everyday topics such as family, school, and home towns. Use resources with varied accents, including Québécois French as well as metropolitan French varieties.
- Build vocabulary lists organised by theme (family descriptors, town facilities, geographical features, travel activities) and test yourself on spelling as well as recognition, since Section B requires written French.
- Train yourself to capture key information on first hearing whilst using the second and third plays to confirm details and check spelling. Make brief notes in pencil during the pauses.
- Work on number recognition in French, especially populations and quantities, as these appear in Question 3 and require precise transcription without the option to approximate.
- Review question words and their patterns (qui, pourquoi, qu'est-ce que, avec qui, quelle, quel genre de) so you can identify what kind of answer is needed even if you miss some detail in the passage.
- Time yourself strictly when practising. With 22 minutes for 50 marks and multiple listenings per passage, you must write quickly and concisely without lengthy explanations.
- For Section B, focus on grammatical accuracy in your French responses. A correct answer with a minor spelling error may still score, but incomprehensible or grammatically mangled French will not.

Common mistakes to avoid

- In Question 1, recording letters out of sequence or missing items because attention wanders during the list. The pictures include visually similar objects (books, blackboards, flags) that require careful discrimination.
- Writing overly elaborate answers in Section A when only key words are needed. The blank spaces are short, so 'near' or 'beside' suffices rather than a full sentence.
- Confusing masculine and feminine family members or their attributes in Question 2, especially if descriptions use unexpected details or shared interests that do not match stereotypes.
- Mishearing numbers in Question 3 or failing to distinguish between similar-sounding words (e.g. 'quinze' vs 'cinquante', 'mille' vs 'ville'). Write numbers clearly to avoid ambiguity.
- In Section B, answering in English when French is required, or giving incomplete responses when a question is worth two marks (Questions 2 and 7 require two distinct pieces of information).
- Ignoring the three-play structure by writing answers definitively after the first listening, then failing to check or adjust during the second and third plays when discrepancies emerge.

Exam technique

Approach each question by reading it carefully during the pause before the first listening, so you know exactly what information to capture. In **Section A**, glance at the pictures or grid before the audio begins, noting possible answers or categories. Use the first play to get the gist and jot down possibilities, the second play to confirm and fill gaps, and the third play to check spelling and completeness.

For **Question 3**, read the entire passage before listening so you understand the context of each blank. Some blanks require single words (numbers, place names, adjectives) whilst others need short phrases. If you miss a blank, leave it and move on rather than panicking, as the subsequent context may help you infer the answer. Pace yourself to ensure you complete all blanks in both passages.

In **Section B**, note that the rubric is entirely in French, so you must understand the question types before the recording starts. Questions 2 and 7 carry two marks, signalling that two distinct pieces of information are needed. Write concise French answers with correct verbs and agreements; bullet points or single words are acceptable if they directly answer the question. If you are uncertain of spelling, write

your best attempt legibly. Examiners can award marks for comprehension even if minor spelling errors are present, but unintelligible responses score nothing.

What to revise alongside this paper

To prepare thoroughly for this paper, revise **family vocabulary** including extended family members, physical descriptions (grand, petit, blond, brun), and personality traits (gentil, sévère, bavard, timide). Work on **tenses in listening contexts**, particularly the imperfect (for repeated past actions: 'elle faisait chaque matin') and the passé composé (for completed events: 'le groupe a fait'), as Section B relies on distinguishing these.

Practise **geographical and locative vocabulary** (au bord de, près de, dans le nord / sud / est / ouest, la capitale, la région) and place types (parc, restaurant, bibliothèque, patinoire, musée). Familiarise yourself with **Francophone geography** beyond metropolitan France, including Quebec and overseas departments such as Réunion, as these provide cultural context for the passages.

Build skills in **inference and reaction language** (c'était génial, j'avais peur, j'aimerais, je voudrais) and question formation for comprehension answers. Progress to longer listening passages and past papers from similar independent school entrance exams to develop stamina and confidence with native-speed French across a range of topics.

Key terms

écoute (listening), famille (family), collègue (secondary school), ville / village (town / village), fleuve / rivière (river), habitants (inhabitants), rive gauche / rive droite (left bank / right bank), voyage (trip / journey), destination, réaction (reaction), dernier jour (last day), Réunion (French island in the Indian Ocean), Québec (Quebec, Canadian province), attributs personnels (personal attributes), en commun (in common)

For more free 11+ practice papers, past papers and online practice tests, visit [SATs-Papers.co.uk](https://www.SATs-Papers.co.uk).



WINCHESTER
COLLEGE

Election

French Writing

May 2023

Leave this question paper behind at the end of the exam.

Time allowed: 45 minutes

Write all your answers in the booklet.

Dictionaries are not permitted.

Name

110 marks

PART I: VERBS (44 marks)

(A) Present Tense

19 marks

Fill in the numbered blanks with the correct form of the present tense of the verbs in brackets.

Example *Marc (1 jouer) aux cartes.*
1 joue

Quand ma famille (1 aller) en vacances ensemble, nous (2 voyager) toujours en train, pour mieux protéger l'environnement. Nous passons la plupart des vacances en France, où mes grands-parents (3 avoir) une petite maison secondaire près de Bordeaux.

Ma sœur (4 être) une adolescente et elle (5 dire) toujours que c'est très ennuyeux, mais moi, j'adore séjourner là-bas ! Il y (6 avoir) tellement de choses intéressantes à faire : par exemple, on (7 pouvoir) visiter les musées ou si on (8 vouloir), on peut aller à la plage. Ma mère (9 aimer) faire du VTT dans les forêts autour de la ville, tandis que mon père (10 préférer) aller chercher des ingrédients pour cuisiner. Au marché il y a des marchands qui (11 vendre) presque tout : des fruits de mer, des légumes, de la viande... (12 imaginer) les odeurs ! Moi, je (13 finir) souvent par me perdre dans la librairie – je (14 lire) beaucoup et ça me (15 plaire) énormément de me plonger dans un bon livre.

Malheureusement, je (16 croire) que mes grands-parents (17 aller) bientôt vendre leur maison, parce qu'ils (18 vieillir) et je pense qu'ils veulent passer plus de temps avec nous en Angleterre. Quel dommage!

Et vous ? Qu'est-ce que vous (19 faire) pendant vos vacances ?

- 1 _____
- 2 _____
- 3 _____
- 4 _____
- 5 _____
- 6 _____
- 7 _____
- 8 _____
- 9 _____
- 10 _____

- 11 _____
- 12 _____
- 13 _____
- 14 _____
- 15 _____
- 16 _____
- 17 _____
- 18 _____
- 19 _____

(B) Perfect and Imperfect Tenses

12 marks

Fill in the numbered blanks with the correct form of the verbs in brackets, choosing either the perfect tense (*passé composé*) or the imperfect tense (*imparfait*) as appropriate.

Quand il **(1 aller)** au collège pour la première fois, David ne l' **(2 aimer)** pas du tout. Il y **(3 avoir)** beaucoup de travail à faire, et les professeurs n' **(4 être)** pas du tout patients avec lui.

Le premier jour à midi, pendant la pause du déjeuner, il **(5 appeler)** sa mère pour se plaindre. Il **(6 expliquer)** que les élèves **(7 se moquer)** tous de lui. Elle n' **(8 être)** pas très compréhensive, et elle l' **(9 encourager)** à persévérer. Le soir, il en **(10 parler)** avec sa femme.

« Je ne veux pas y retourner demain, » a-t-il constaté. Jamais de ma vie je n' **(11 avoir)** une expérience aussi horrible. C' **(12 être)** affreux ! »

« Mais qu'est-ce que tu dis ? » s'est exclamée sa femme. « Il faut absolument que tu retournes à l'école : c'est toi le directeur ! »

1 _____

7 _____

2 _____

8 _____

3 _____

9 _____

4 _____

10 _____

5 _____

11 _____

6 _____

12 _____

(C) Future Tense

13 marks

Fill in the blanks with the correct form of the future tense of the verbs in brackets.

01/09/2023

Mon cher journal, voici mes bonnes résolutions pour la nouvelle année scolaire :

- Je ne (**1 se disputer**) plus avec mon frère. Je (**2 être**) gentil avec lui et peut-être que comme ça, il (**3 partager**) tous ses jouets et ses livres avec moi.
- A propos de livres, je (**4 lire**) beaucoup plus cette année et je ne (**5 passer**) pas trop de temps sur mon portable, ni sur ma tablette.
- Je (**6 courir**) trois fois par semaines et moi et mes amis (**7 aller**) tous les weekend jouer au foot parce que faire du sport, c'est bon pour la santé.
- Je (**8 devenir**) un meilleur ami et j'(**9 essayer**) d'être patient avec les élèves à l'école, même si je les trouve embêtants ou ennuyeux : ainsi, nous (**10 s'entendre**) tous mieux les uns avec les autres.
- Je (**11 faire**) beaucoup plus pour aider à protéger la planète. Je (**12 écrire**) aux hommes et aux femmes politiques pour suggérer des solutions aux problèmes environnementaux, et j'espère qu'ils me (**13 prendre**) au sérieux!

1 _____
2 _____
3 _____
4 _____
5 _____
6 _____
7 _____

8 _____
9 _____
10 _____
11 _____
12 _____
13 _____

PART II: TRANSLATION (26 marks)

Translate the following passage into French. There are two marks for each phrase separated by slashes.

In my family there are five people / and we are all very different

My father likes to read the newspaper /

but my mother spends all her time in the garden.

My brother is studying to become a chef, /

And my sister wants to work / abroad as a doctor. /

Me, on the other hand, / I love reading and writing stories. /

and I would like to be a journalist or an author. /

In my opinion these differences / are a good thing, /

because we all learn something new every day.

Paper Notes: 13+ French Question Paper (13+ French Past Paper (2023))

Compiled by [SATs-Papers.co.uk](https://www.SATs-Papers.co.uk) to help you get the most from this paper.

Overview

This is the **Winchester College 13+ French writing paper** from **May 2023**, part of the school's entrance examination process for candidates seeking Year 9 entry. It offers a comprehensive assessment of written French skills at an advanced level, testing verb conjugation, translation from English into French, and extended essay writing.

The paper is divided into three distinct sections: **verbs (44 marks)**, **translation (26 marks)**, and **essay (40 marks)**, for a total of **110 marks**. Candidates have **45 minutes** to complete all tasks, and dictionaries are not permitted. The verb section covers present, perfect, imperfect, and future tenses through gap-fill exercises set in authentic contexts. The translation requires careful rendering of complex family descriptions into natural French. The essay asks students to write about their recent holidays, incorporating specific grammatical structures and connectives.

This paper suits candidates who have studied French to a high standard, typically those who have followed an advanced Key Stage 3 curriculum or equivalent. Winchester College expects fluency across multiple tenses, sophisticated vocabulary, and the ability to write coherently and idiomatically in French within tight time constraints.

How this paper is organised

The paper opens with **Part I: Verbs**, worth 44 marks and subdivided into three sections. Section A (**19 marks**) tests the present tense through a passage about family holidays in France, requiring conjugation of 19 verbs including irregular forms like *aller*, *pouvoir*, *vouloir*, and *plaire*. Section B (**12 marks**) focuses on the perfect and imperfect tenses in a humorous narrative about David's first day as a headteacher, asking students to choose the appropriate past tense for each gap. Section C (**13 marks**) tests the future tense through a diary entry listing New Year's resolutions.

Part II: Translation is worth **26 marks** and consists of thirteen phrases (two marks each) describing family members and their careers. Students must translate from English into French, maintaining natural idiomatic expression. The passage includes structures such as present tense statements, the conditional, and expressions of opinion.

Part III: Essay carries **40 marks** and requires a composition of 120 to 150 words on the topic of recent holidays. The rubric specifies four bullet points that must be addressed

and lists grammatical structures that candidates should incorporate, including subordinate clauses, adverbs, pronouns, and a range of conjunctions. Space is provided on the paper for the essay response.

Topics covered

- Present tense conjugation of regular and irregular verbs, including aller, avoir, être, pouvoir, vouloir, vendre, finir, lire, plaie, croire, and reflexive verbs
- Perfect tense (passé composé) formation and usage, with correct auxiliary selection (avoir vs être) and past participle agreement
- Imperfect tense (imparfait) formation and application, including recognition of ongoing states versus completed actions in past narratives
- Future tense conjugation including irregular stems (être, aller, faire, devenir, pouvoir) and reflexive future forms
- English-to-French translation of complex sentences involving family relationships, career vocabulary, and expressions of opinion
- Extended essay writing on the topic of holidays, incorporating multiple tenses and required grammatical structures
- Use of conjunctions and connectives such as parce que, pendant que, mais, donc, and pour plus infinitive
- Application of relative pronouns (qui, que) and subordinate clause construction within extended writing
- Idiomatic French expression and natural phrasing in both translation and free composition contexts
- Time management across three distinct task types within a 45-minute window without dictionary support

How to use this paper for revision

- Drill irregular verb conjugations daily, focusing on the most common present tense verbs (aller, avoir, être, faire, pouvoir, vouloir) until you can produce them instantly without hesitation.
- Practise choosing between perfect and imperfect tenses by identifying whether an action was ongoing, habitual, or completed. Read French narratives and annotate which tense appears and why.
- Memorise future tense irregular stems separately from regular patterns. Create flashcards for verbs like être (ser-), avoir (aur-), aller (ir-), faire (fer-), and voir (verr-).
- Build a bank of natural French phrases for common translation traps, such as 'on the other hand' (par contre or en revanche), 'to spend time' (passer du temps), and career expressions.
- Write timed essays regularly on past paper topics, checking afterwards that you have included the required grammatical structures and stayed within the word limit of 120 to 150 words.
- Review the four bullet points in the essay task carefully before you begin writing, and tick each one off as you address it to avoid missing content.
- Read the context around each verb gap carefully; pronouns, time expressions, and surrounding verbs give crucial clues about tense and person required.

Common mistakes to avoid

- Confusing avoir and être as auxiliaries in the perfect tense. Remember that être is used for reflexive verbs and the DR & MRS VANDERTRAMP movement verbs, with past participle agreement.
- Forgetting stem changes in present tense conjugations, especially préférer (je préfère) and acheter (j'achète). These accent changes are easy to miss under time pressure.
- Over-using the perfect tense in translation where the imperfect is more natural. English simple past ('I went to school') can map to imperfect when describing habitual or ongoing states.
- Translating word-for-word from English rather than using idiomatic French structures. For example, 'my mother spends all her time' requires passer tout son temps, not a literal rendering.
- Omitting required grammatical structures in the essay. Examiners expect to see avant de, après avoir/être, relative pronouns, and varied conjunctions; their absence costs marks.
- Running over or under the 120 to 150 word count. Practise writing to length; markers may penalise essays that ignore the rubric's boundaries.

Exam technique

Start with the verb section, which is the most technical and rewards precise knowledge. Work through each gap systematically, writing your answer clearly in the space provided. If you cannot recall a conjugation immediately, move on and return to it later rather than stalling. The present tense passage (19 marks) is the longest; budget roughly 12 to 15 minutes for Part I as a whole.

For the translation (26 marks), read each phrase in English carefully before writing anything. Identify the tense, subject, and any idiomatic expressions, then construct the French version mentally before committing it to paper. Watch for agreement (adjectives, past participles) and word order, particularly with object pronouns. Aim to spend about 10 to 12 minutes on this section, leaving ample time for the essay.

The essay is worth the most marks (40 out of 110), so allocate at least 18 to 20 minutes. Spend two minutes planning: jot down brief notes for each bullet point, and list the required structures you intend to use. Write steadily, checking off each bullet point as you cover it. Leave two minutes at the end to proofread for verb endings, agreements, and accents. If you finish early, use any remaining time to review Part I answers, as small errors in verb forms are easy to spot and correct on a second pass.

What to revise alongside this paper

To prepare thoroughly for this paper, revise the full conjugation paradigms for all major irregular verbs, paying particular attention to stem changes in the present and future. Study the formation rules for the passé composé and imparfait, including the full list of verbs that take être and the agreement patterns that follow. Practise distinguishing when each past tense is appropriate by reading authentic French texts and analysing tense choice.

Beyond verb work, build vocabulary around common essay topics: holidays, family, school, hobbies, and environmental issues. Learn set phrases and connectives that elevate writing, such as d'une part... d'autre part, en ce qui me concerne, and il me semble que. Translation practice should focus on rendering natural English into equally natural French, not literal word-for-word equivalents.

For candidates aiming higher, explore the subjunctive mood and conditional tense, which occasionally appear in more advanced Winchester College papers. Reading widely in French, whether graded readers or age-appropriate fiction, builds the intuition for idiomatic phrasing that distinguishes excellent responses from merely correct ones.

Key terms

présent (present tense), passé composé (perfect tense), imparfait (imperfect tense), futur (future tense), conjugaison (conjugation), verbe irrégulier (irregular verb), accord (agreement), auxiliaire (auxiliary verb), participe passé (past participle), traduction (translation), rédaction (essay / composition), pronom relatif (relative pronoun), conjonction (conjunction), expression idiomatique (idiomatic expression), temps grammatical (grammatical tense)

For more free 11+ practice papers, past papers and online practice tests, visit [SATs-Papers.co.uk](https://www.SATs-Papers.co.uk).



WINCHESTER
COLLEGE

Election

French Reading

May 2023

Leave this question paper behind at the end of the exam

Time allowed: 20 minutes

Write all your answers in the booklet.

Dictionaries are not permitted.

Name

25 marks

Le 14 juillet

Est-il nécessaire de te rappeler que la Fête nationale française a lieu tous les 14 juillet ? Sache qu'elle a été instituée en 1880 et que c'est évidemment un jour férié. Pour les Français, elle symbolise la fin de la monarchie absolue et des privilèges mais aussi la réconciliation nationale.

Le défilé militaire

Mais que se passe-t-il précisément en France lors de cette commémoration ? D'abord, comme dans beaucoup d'autres pays, il y a un défilé militaire qui se déroule dans la capitale, sur les Champs-Élysées. Le Président de la République passe en revue les troupes tandis que les spectateurs regardent les avions de la Patrouille de France dans le ciel. Ces avions de l'Armée de l'Air sont célèbres pour leurs acrobaties dans le monde entier. Dans beaucoup de villes ont lieu des concerts et les habitants peuvent voir des fanfares dans les rues. Évidemment, les soldats interprètent des chants militaires dont la célèbre Marseillaise.

Le feu d'artifice

Mais le 14 juillet ne serait rien sans le traditionnel feu d'artifice qui réunit les petits et les grands. Toutes les grandes villes de la Côte d'Azur tirent leur propre feu et font le maximum pour avoir le plus beau spectacle de la région. Ainsi, Antibes, Cannes et Nice nous émerveillent-elles chaque année par des prestations pyrotechniques inoubliables.

Bals et concerts

Le soir, des bals sont organisés un peu partout. Le plus populaire demeure le "bal des pompiers" qui a lieu la veille de la Fête nationale. En ouvrant leurs portes au public, les sapeurs-pompiers permettent à la population de mieux les connaître. **Il ne faut pas oublier les fameux bals musettes qui mettent à l'honneur un instrument si souvent associé à la France : je veux parler de l'accordéon, évidemment. Mais il y a aussi des concerts pour les plus jeunes, je te rassure !**

Section A

Answer the following questions in English, based on what you read in the text.

7 marks

1. What takes place each year on the 14th of July? [Paragraph 1]

_____ (1)

2. According to the text, what does this event symbolise? Mention two details.

[Paragraph 1]

(i) _____ (1)

(ii) _____ (1)

3. What passes through the capital on the Champs-Élysées? [Paragraph 2]

_____ (1)

4. What are described as famous for their acrobatics all around the world?

[Paragraph 2]

_____ (1)

5. What do soldiers do, according to the last line of paragraph 2?

_____ (1)

6. The traditional fireworks display is said to bring together which groups of people?

[Paragraph 3]

_____ (1)

Section B

Tick the correct answer (the words are underlined in the text).

4 marks

1. un jour férié means:
 - a) a public holiday
 - b) a day like any other
 - c) a day of mourning

2. tirent leur propre feu means:
 - a) keep their roads clean
 - b) set off their own fireworks
 - c) turn off their lights

3. inoublable means:
 - a) troubling
 - b) unforgettable
 - c) impossible

4. En ouvrant leur porte means:
 - a) By opening their door
 - b) By carrying them away
 - c) By offering them port

Paper Notes: 13+ French Question Paper (13+ French Past Paper (2023))

Compiled by [SATs-Papers.co.uk](https://www.SATs-Papers.co.uk) to help you get the most from this paper.

Overview

This is the **Winchester College 13+ French Reading paper** from **May 2023**, set for candidates sitting the entrance examination for Year 9 entry. The paper tests reading comprehension, vocabulary knowledge, and translation skills through a single French text about **Bastille Day** (le 14 juillet), France's national holiday.

Candidates are given **20 minutes** to complete **three sections**: Section A contains seven short-answer comprehension questions to be answered in English; Section B tests vocabulary recognition through four multiple-choice questions on underlined phrases; and Section C requires translation of two longer French sentences into accurate English. The paper is worth **25 marks** in total, and dictionaries are not permitted.

The reading passage is written in an accessible, conversational style (using the informal tu form) and covers cultural knowledge about the Fête nationale, including the military parade on the Champs-Élysées, the Patrouille de France air display, fireworks, and the traditional bal des pompiers. This paper suits students who have studied French for several years and are comfortable reading extended prose with some complex sentence structures and subordinate clauses.

How this paper is organised

The paper opens with a single French text of approximately 250 words, divided into four short paragraphs under subheadings: **Le 14 juillet**, **Le défilé militaire**, **Le feu d'artifice**, and **Bals et concerts**. This reading passage forms the basis for all questions that follow.

Section A awards **7 marks** for comprehension questions that require candidates to extract specific information from named paragraphs and answer in English. Section B is worth **4 marks** and tests vocabulary understanding through multiple-choice questions on underlined words and phrases in the text. Section C carries **9 marks** (the largest weighting) and asks for a careful translation of two complex French sentences into English; a glossary entry is provided to explain the cultural term bals musettes.

Candidates write their answers in a separate answer booklet (not on the question paper itself), and must leave the question paper behind at the end of the exam. The tight time limit of 20 minutes means students must work efficiently, reading the passage once carefully before tackling the questions in order.

Topics covered

- Reading comprehension of an informative French text on a cultural topic (Bastille Day)
- Extraction of factual details from named paragraphs to answer questions in English
- Recognition and understanding of vocabulary in context, including idiomatic phrases
- Multiple-choice vocabulary questions testing synonyms and contextual meaning
- Translation from French to English of complex sentences with subordinate clauses
- Cultural knowledge of French national celebrations and traditions
- Understanding of the informal register and conversational tone (use of tu and phrases like je te rassure)
- Recognition of verb forms including the conditional (ne serait rien) and the present subjunctive mood

How to use this paper for revision

- Read the passage through once completely before attempting any questions, making brief notes on each paragraph's main topic to help locate information quickly later.
- For Section A, underline or circle the key words in each question, then scan the named paragraph to find the relevant sentence before writing your answer in clear English.
- In Section B, read the full sentence around each underlined phrase to understand the context before selecting your multiple-choice answer; eliminate obviously wrong options first.
- For the translation in Section C, work sentence by sentence and translate each clause separately before assembling your final version; check verb tenses and word order carefully.
- Practise timed reading comprehension regularly to build speed; 20 minutes is tight, so you need to extract information efficiently without re-reading the passage multiple times.
- Revise cultural vocabulary related to French national holidays, military ceremonies, and public celebrations, as these topics appear frequently in 13+ French papers.
- Learn to recognise common verb constructions like il ne faut pas (one must not) and je veux parler de (I mean) that add nuance to a sentence.

Common mistakes to avoid

- Translating word-for-word in Section C without adjusting the sentence structure to natural English, resulting in clumsy phrasing like 'one must not forget' instead of 'we mustn't forget'.
- Ignoring the paragraph reference in Section A questions and searching the entire text, wasting time and sometimes finding misleading information from the wrong section.
- Choosing multiple-choice answers in Section B based on superficial similarity (e.g. porte and 'port') rather than reading the full sentence to understand the meaning.
- Writing answers in French for Section A instead of English, particularly when the question asks for a simple factual detail that appears verbatim in the text.
- Failing to notice that Section A question 2 asks for **two details**, and only providing one, losing an easy mark.
- Overlooking the glossary entry for bals musettes in Section C and attempting to translate the term literally, when the definition is provided specifically to help.

Exam technique

Start by reading the passage carefully from beginning to end, taking about three minutes to understand the overall content and structure. Then work through the three sections in order, as each builds on your understanding of the text. Section A should take roughly seven minutes: read each question, locate the relevant sentence in the named paragraph, and write a concise English answer without padding or copying unnecessary words.

For Section B, allocate three to four minutes. Read the full sentence containing the underlined phrase and use context clues to eliminate wrong answers before making your choice; if you are unsure, move on and return at the end rather than stalling. Section C deserves the most time (about eight minutes): translate each sentence in stages, dealing with clauses separately, and check your work reads naturally in English. Keep your handwriting clear and legible, particularly in Section C where examiners must follow your translation closely.

If you finish early, re-read your Section C translation aloud in your head to catch awkward phrasing or missing words. Check that you have answered every part of every question, especially Section A question 2 which asks for two separate details. With only 20 minutes available, you cannot afford to spend long puzzling over a single question; make your best attempt and move on to secure marks elsewhere.

What to revise alongside this paper

To prepare for this paper, revise reading comprehension strategies for longer French texts, focusing on scanning for key information and using paragraph headings to navigate quickly. Practise translating sentences that contain relative clauses, negative constructions, and the conditional mood, as these grammatical structures appear frequently in 13+ entrance papers and require careful handling to produce fluent English.


Broaden your cultural vocabulary by reading about French festivals, traditions, and public holidays; topics like le Tour de France, la Toussaint, or le réveillon de Noël are common in comprehension passages. Work on recognising idiomatic phrases and expressions that do not translate literally, such as *il ne faut pas oublier* or *je te rassure*, which require you to understand intent rather than just individual words.

If you found this paper manageable, progress to longer unseen passages with more complex syntax, or practise past papers that include listening and writing components to build a complete skill set for 13+ French entrance examinations.

Key terms

un jour férié, la Fête nationale, un défilé militaire, la Patrouille de France, un feu d'artifice, le bal des pompiers, les sapeurs-pompiers, les bals musettes, l'accordéon, la Marseillaise, reading comprehension, translation, cultural knowledge, informal register (tu form), contextual vocabulary

For more free 11+ practice papers, past papers and online practice tests, visit [SATs-Papers.co.uk](https://www.SATs-Papers.co.uk).



WINCHESTER
COLLEGE

Election

French Listening

May 2023

Leave this question paper behind at the end of the exam

Time allowed: 25 minutes

You will hear each recording **three** times.

There will be pauses of **10** seconds between each reading of the text for each question.

Dictionaries are **NOT** allowed.

Name

Candidate number

30 marks

SECTION A

Je suis ado et je voudrais gagner de l'argent !

Answer the questions in ENGLISH

15 marks

Question 1. Listen carefully. What can you do to earn money? Each time, give THREE possible activities

At home:

- 1.....
- 2.....
- 3.....

In your neighbourhood:

- 1.....
- 2.....
- 3.....

Question 2. And what about your rights? Fill in the numbers you hear.

Avantans, travailler est illégal mais faire un petit job est toléré.ans, c'est l'âge auquel tu as le droit de travailler en tant qu' adulte en France. C'est aussi l'âge légal pour devenir apprenti(e). Tu peux toutefois démarrer un apprentissage àans à condition d'avoir terminé ta scolarité au collège. Deàans, il est tout de même possible de travailler mais sous certaines conditions. Ton emploi ne doit pas te prendre plus deheures par jour, uniquement la moitié des vacances scolaires et, bien sûr, ne pas te mettre en danger. Tu gagneras au minimum% du salaire minimum) (....., € de l'heure).

SECTION B
Dix conseils pour réviser le brevet

Listen to the advice given and complete the phrases in ENGLISH. 10 marks

1. Stay (1)

After two hours of revision you must pause to:

2. drink (1)

3. do (1)

4. go..... (1)

You must also:

5. eat (1)

6. sleep (1)

7. put away your (1)

8. It is very important to be (1)

9. as this allows you to establish a (1)

10. Finally, write yourself a (1)

SECTION C

Astérix & Obélix, l'empire du milieu

Vrai ou faux ?

5 marks

Écrivez **V** si la phrase est vraie
 F si la phrase est fausse.

Le film est basé sur une des histoires racontées dans les BD

On a dépensé beaucoup d'argent pour ce film

Astérix ne veut plus manger de viande

Il y a trop d'éléments romantiques

Ce film est pire que les films d'Astérix précédents

Paper Notes: 13+ French Question Paper (13+ French Past Paper (2023))

Compiled by [SATs-Papers.co.uk](https://www.SATs-Papers.co.uk) to help you get the most from this paper.

Overview

This is the **Winchester College 13+ French Listening examination paper** from **May 2023**, designed for candidates applying for Year 9 entry. It forms part of Winchester's rigorous entrance assessment process, testing listening comprehension skills in French at a level appropriate for students who have completed Key Stage 3 or equivalent French study.

The paper is divided into **three distinct sections** totalling **30 marks** and lasting **25 minutes**. Each audio recording is played three times with 10-second pauses between repetitions, allowing candidates time to process information and write answers. Dictionaries are not permitted, placing emphasis on pure comprehension and recall rather than translation skills.

This paper suits students preparing for selective independent school entry at 13+, particularly those targeting schools with strong modern language programmes. The topics (teenage work opportunities, study advice, film reviews) are age-appropriate and culturally relevant, requiring not just linguistic knowledge but also the ability to extract specific details, numbers, and evaluative statements from spoken French.

How this paper is organised

The examination consists of **three sections** worth a combined 30 marks. **Section A** (15 marks) focuses on teenage employment, with Question 1 requiring students to list six activities (three for earning money at home, three in the neighbourhood) in English, and Question 2 asking candidates to fill in numerical details about French employment law heard in a recorded passage.

Section B (10 marks) presents revision advice for the brevet (French national exam), with ten sentence-completion tasks in English covering topics such as staying focused, taking breaks, and establishing routines. Each item is worth one mark, demanding precise listening and concise answers.

Section C (5 marks) assesses comprehension of a film review about Astérix & Obélix, l'empire du milieu, using a true/false format. Students must evaluate five statements about the film's basis, budget, character choices, romantic elements, and quality compared to previous instalments.

Topics covered

- Listening comprehension of spoken French at intermediate level, focusing on factual detail extraction
- Understanding French employment law and age restrictions for teenage workers
- Numerical comprehension in French: ages, percentages, hourly rates, and time limits
- Recognition of French advice and imperatives related to study techniques and exam preparation
- Comprehension of evaluative language in film reviews, including comparative statements
- True/false discrimination requiring careful attention to nuance in spoken French
- Cultural knowledge of French systems: the brevet examination and legal work frameworks
- Vocabulary related to work (jobs, employment, apprenticeships), revision (study, sleep, organisation), and entertainment (cinema, adaptations)
- Processing information presented in different registers: informational (Section A), advisory (Section B), and critical (Section C)

How to use this paper for revision

- Practise listening to authentic French audio from varied sources (news clips, podcasts for teens, film reviews) to build familiarity with natural pace and pronunciation.
- Focus on number recognition in French; drill listening to ages, percentages, times, and currency amounts until you can transcribe them accurately under pressure.
- Read the questions carefully before each listening; knowing what to listen for (activities, ages, advice) helps you filter information efficiently during the three plays.
- Use the 10-second pauses strategically: jot down key words phonetically on first hearing, refine spelling and meaning on second play, and verify completeness on the third.
- For true/false questions, listen for negatives and qualifiers (trop, plus, pire) that can flip meaning; these are easy to mishear but critical to accuracy.
- Review vocabulary fields likely to appear: work and money, study and revision, entertainment and culture; ensure you recognise both the nouns and related verbs.

Common mistakes to avoid

- Mishearing similar-sounding numbers in French (quinze/cinquante, seize/soixante, huit/dix-huit), leading to incorrect ages or percentages in Section A Question 2.
- Writing answers in French when the rubric explicitly states 'in ENGLISH'; this loses marks even if the comprehension is correct.
- Giving vague or over-long answers for sentence completions in Section B rather than the precise, concise detail the audio provides; examiners want exactness, not paraphrase.
- Assuming true/false statements are true unless clearly contradicted; careful listening is needed as some statements may be subtly false through omission or slight rewording.
- Failing to use all three hearings effectively; some students write full answers after the first play and then switch off, missing opportunities to correct errors or add detail.
- Ignoring the context of a passage; in Section C, not knowing that Astérix is a comic book (BD) series can make the first statement harder to evaluate.

Exam technique

Read through all questions for each section during the initial pause before the audio starts, underlining key question words (what, where, how many, vrai ou faux) to prime your listening. This preparation means you know exactly what information to filter for when the recording plays.

During the first hearing, focus on gist and general meaning; note down key words or rough answers without worrying about spelling or completeness. Use the second play to fill gaps, refine spellings, and check numerical details, which are often the trickiest elements to capture accurately. Reserve the third hearing for verification: confirm your answers are complete, correctly spelled, and in the required language (English or French as specified).

Manage the 25-minute timing by moving decisively between sections; don't dwell on one difficult item when the next recording is about to begin. If you miss an answer entirely, leave a sensible gap and return to it if time permits after Section C. For true/false questions, if genuinely unsure after three plays, make an educated guess rather than leaving blank, as there is no negative marking.

What to revise alongside this paper

Build confidence with intermediate French listening by working through GCSE-level audio materials, particularly those focusing on young people's lives, education, and

leisure; these thematic overlaps will strengthen vocabulary and comprehension speed. Practise transcription exercises where you write down exactly what you hear in French before translating, as this reinforces the link between sound and written form.

Review French number systems thoroughly, especially those areas where English and French diverge (soixante-dix, quatre-vingts, quatre-vingt-dix) and practise listening to prices, times, and statistics in context. Familiarise yourself with French cultural institutions mentioned in 13+ papers: the brevet, the baccalauréat, apprenticeships, and popular culture references like Astérix, as background knowledge aids comprehension.

Progress to more challenging material by listening to longer audio passages (five minutes or more) without transcripts, summarising main points in English afterwards. For further 13+ preparation, attempt past Winchester College papers in other languages or grammar sections to understand the school's overall expectations and style.

Key terms

Listening comprehension, Gist and detail extraction, Numerical French (ages, percentages, currency), Employment vocabulary (travailler, apprenti, salaire minimum), Revision advice (réviser, dormir, établir), Imperatives and modal verbs in French, True/false discrimination (vrai ou faux), Film review vocabulary (basé sur, dépenser, romantique, pire), Le brevet (French national diploma), Bande dessinée (BD, comic book), Age restrictions (illégal, toléré, droit de), Study routines (pause, manger, sommeil), Comparative forms (pire, précédent), Cultural references (Astérix, French employment law)

For more free 11+ practice papers, past papers and online practice tests, visit [SATs-Papers.co.uk](https://www.SATs-Papers.co.uk).