

2026 national curriculum tests

Key stage 1

ENGLISH

Modified large print

Reading

Paper 1: reading prompt and answer booklet

First name _____

Middle name _____

Last name _____

Note for marking:

This paper should be marked using the standard mark schemes for KS1 English reading: Paper 1. There is additional guidance in the mark scheme amendments document for key stage 1 English reading.

BLANK PAGE

Contents

One of Our Tigers is Missing! Pages 4 – 15

Swans Pages 19 – 31

One of Our Tigers is Missing!

Ted and Ava loved tigers. They had lots of books about tigers and they loved to read about them and talk about them.

On their birthday, Gran gave them tickets to the safari park. “You can go and see the tigers,” she said.

“Tigers are the best,” said Ava.



Practice questions

a. Ava and Ted thought tigers were . . .

Tick **one**.

☐

boring.

☐

interesting.

☐

scary.

☐

funny.

b. Who gave Ted and Ava tickets to the safari park?

The next day, they went to the safari park. The tigers were in a big enclosure. It had a wire fence all around it.

“The animals have plenty of room to run around,” said Mum.

“Tigers need a lot of space,” said Ava. “They run very fast.”



1. What was the fence around the enclosure made from?

2. Who went with Ted and Ava to the safari park?

Just then, they saw a park ranger.

“We’re looking for a tiger,” said the ranger. “She’s been missing for two days. We’re worried that she may have cut her leg.”

“Don’t worry,” said Ava. “A tiger’s lick can heal cuts.”

“You know a lot about tigers,” said the ranger. “I could do with some help. My name is Andy.”



3. How long had the tiger been lost?

4. How can a tiger help itself if it has a cut leg?


Ted, Ava and Mum got into Andy's jeep.

“The tiger might have escaped,” said Ted. “Have you looked for footprints in the rest of the park?”

“Yes,” said Andy. “We don't think she's escaped.”

“Tigers drink a lot,” said Ava. “Have you looked by the pond?”

“No,” said Andy. “That's a good idea.”



5. What did Ted think had happened to the tiger?

6. How did Ted think they might find the tiger?

They could see the pond on the other side of the fence. There was no sign of the missing tiger.

Suddenly, Ava had an idea. “Female tigers hide in the shade when they have cubs,” she said.

“We should look near the trees,” said Ted.



7. There was no sign of the missing tiger.

This means . . .

Tick one.

- ☐ visitors pointed to the tiger.
- ☐ the tiger was near the pond.
- ☐ the tiger was not far away.
- ☐ they could not find the tiger.

8. Ava said that when tigers have cubs, they . . .

Tick one.

- ☐ stay near a pond.
- ☐ climb high up in the trees.
- ☐ hide in the shade.
- ☐ try to escape.

Everyone looked carefully for the tiger. Ava spotted something moving. “Look,” she cried, pointing to some long grass. “I think it’s a tiger.”

“It is a tiger!” said Andy. “And she has three cubs with her. Thanks for your help. When you grow up, you’ll be good rangers.”



9. **“Look,” she cried . . .**

The word **cried** tells us Ava was . . .

Tick **one**.

☐

sad.

☐

cross.

☐

excited.

☐

disappointed.

10. **Andy thought Ted and Ava should . . .**

Tick **one**.

☐

become vets.

☐

become park rangers.

☐

go on safari.

☐

find more tigers.

BLANK PAGE

Please do not start answering the questions on the next text until you are asked to do so.

Please do not write on this page.

BLANK PAGE

Useful word

predators

Swans

Swans are large birds that can walk, swim and fly. You will find them near ponds or rivers. Here are some things you may not know about these amazing animals.



Practice questions

c. How do swans move?

Write **two** ways.

1. _____

2. _____

d. You will find them near ponds or rivers.

This tells you that swans live near . . .

Tick **one**.

☐ water.


☐ trees.

☐ hills.

☐ fields.

A special bird

People think swans look beautiful because of their soft, white feathers. They are graceful birds that glide smoothly through the water. Swans are sometimes known as royal birds because, for hundreds of years, only kings or queens could keep them.



11. People think swans are beautiful because of the way they . . .

Tick **one**.

☐

eat.

☐

look.

☐

sound.

☐

live.

12. In the past, who were the only people allowed to own swans?

Building a home

Swans gather plants and twigs together and use them to create a nest by the edge of the water. This is where they look after their eggs. Male and female swans take turns to sit on the eggs to keep them warm until they hatch.



13. Swans gather plants and twigs together . . .

The word **gather** means . . .

Tick **one**.

☐

break.

☐

collect.

☐

dangle.

☐

tie.

14. How do swans look after their eggs?

Tick **one**.

☐

They make sure the eggs stay warm.

☐

They roll them around the nest.

☐

They leave them by the edge of the water.

☐

They cover them with sticks and grass.

Protective swans

Some swans can become fierce if people or other animals such as dogs come too near their nests. They rise up on their legs and spread their wings out to the sides to make themselves seem bigger. They even hiss, grunt and snort loudly!



15. What might a swan do if someone came towards its nest?

Tick one.

☐

fly away from them

☐

carry their eggs away

☐

hide from them

☐


scare them away

16. How does a swan make itself seem bigger?

Write one way.

Baby swans

Baby swans are born with grey feathers and are called cygnets. Their feathers later turn white like their parents'. Cygnets can swim from the day they are born. However, they can get around more quickly when they ride on their parents' backs. After six to nine months, the cygnets are old enough to leave their parents.




17. What are cygnets?

18. Why do swans carry cygnets on their backs?

Feeding habits

Swans find most of their food under water. They use their long necks to reach down to the bottom of the water to find plants, fish, frogs and worms to eat. They eat a lot, so you will often see them feeding. A swan can swallow food with its head under water. It still needs to look up regularly to breathe and to watch for predators though.



19. How does having a long neck help swans?

20. Why do swans often need to lift their heads out of the water when they are feeding?

Write *one* reason.

End of test

Total marks	
--------------------	--



**Standards
& Testing
Agency**

Key stage 1 English reading

Modified large print version of Paper 1: reading prompt and answer booklet

Print version product code: STA/26/9000/MLp ISBN: 978-1-83507-479-4

Electronic PDF version product code: STA/26/9000/MLe ISBN: 978-1-83507-493-0

For more copies

Additional copies of this modified large print test paper can be ordered by contacting the national curriculum assessments helpline on 0300 303 3013. It can be downloaded from www.ncportal.education.gov.uk during May 2026, or afterwards from www.gov.uk/government/collections/national-curriculum-assessments-past-test-materials.

© Crown copyright

The texts and images have been incorporated into this test booklet solely for the purposes of the examination in accordance with Section 32 of the Copyright, Designs and Patents Act 1988, as amended by the Copyright and Rights in Performances (Research, Education, Libraries and Archives) Regulations 2014. No copyright or clearance for any other use has been obtained or sought.

Re-use of third-party copyright content in test materials

You must obtain permission from the relevant copyright owners, as listed in the 'key stage 1 tests copyright report', for re-use of any third-party copyright content which we have identified in this booklet. Alternatively, you should remove the unlicensed third-party copyright content and/or replace it with appropriately licensed material.

All other materials in this booklet are Crown copyright. You may re-use them (not including logos) free of charge in any format or medium in accordance with the terms of the Open Government Licence v3.0, which can be found on the National Archives website and accessed via the following link: www.nationalarchives.gov.uk/doc/open-government-licence.



The texts used in national curriculum assessments are carefully selected to ensure that they are suitable for pupils. Please note, however, that they are often taken from wider materials and you should review the content from the source material before using it with your pupils.

If you have any queries regarding these test materials, please contact the national curriculum assessments helpline on 0300 303 3013 or email assessments@education.gov.uk.