

Transcription of the Braille Version

2022 national curriculum tests

Key stage 1

Mathematics

Braille

Paper 2: reasoning

[braille page 1]

In this booklet, ____ indicates a missing number or a missing sign.

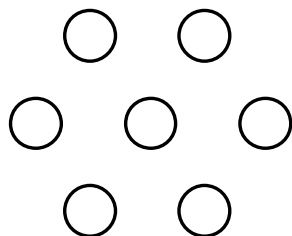
In this booklet you will read the names of six children.

They are called Ajay, Amy, Ben, Kemi, Sam and Sita.

.....

[braille page 2]

Practice question



____ circles

.....

[braille page 3]

1. Ajay 5 blue cars
Kemi 14 red cars
____ cars

.....

2. two-digit number
less than 20
even number

.....

3. 60

.....

4. P quarter to three
Q quarter past four
R quarter past three
S quarter to four
03:45

.....

5. 12
____ sweets

.....

Test administration guidance

Please refer to *Administering the braille version of the key stage 1 mathematics*

Paper 2: reasoning for details of instructions to read out to pupils at the start of the test. This is the script for the practice question and questions 1 – 5.

Practice

Look at the circles.

Count how many circles there are altogether.

Write your answer.

1. Look at question one.
Ajay counted five blue cars.
Kemi counted fourteen red cars.
How many cars did they count altogether?
Write your answer.
2. Look at question two.
I am thinking of a two-digit number.
It is less than twenty.
It is an even number.
What number could I be thinking of?
Write your answer.
3. Look at question three.
What number is one less than sixty?
Write the number.
4. Look at question four.
Look at the four times.
I will read the times for you.
P quarter to three
Q quarter past four
R quarter past three
S quarter to four
Write the letter of the time that is the same as three forty-five.
5. Look at question five.
Ben has twelve sweets.
Amy has seven more sweets than Ben.
How many sweets does Amy have?
Write your answer.

At the end of the aural section of the test, stop the pupil and introduce the written section of the test.

[braille page 4]

6. Look at the date below.
Tuesday 28th April 2020
The day of the month is the 28th.

a) Write the day of the week.

b) Write the year.

c) Write the month.

.....

7. Look at the five numbers below.
76 84 27 45 18
Write them in order from smallest to largest.
One is done for you.
smallest 18

largest _____

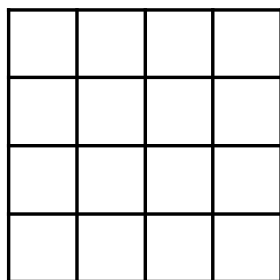
.....

[braille page 5]

8. Kemi has 25 red beads and 6 green beads.
How many beads does Kemi have altogether?
_____ beads
-

[braille page 6, facing page 7]

Diagram for question 9



[braille page 7]

9. You have a spare copy of the diagram.
Look at the shape on the opposite page.
It is made from 16 squares.
Shade or mark a quarter of the shape.
-

[braille page 8]

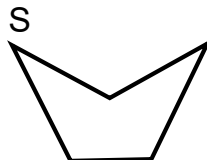
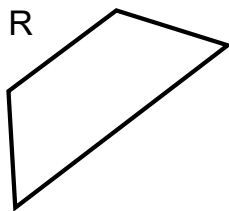
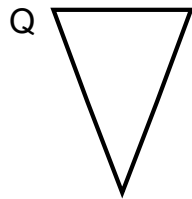
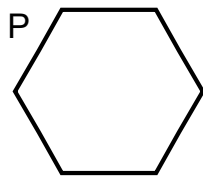
10. Ben has 20 stickers.
Sam has 30 stickers.
Ajay has 50 stickers.
How many stickers do they have altogether?
_____ stickers
-

Test administration guidance

6. Encourage the pupil to braille a before the answer to part a, b before the answer to part b, and c before the answer to part c.
9. A separate copy of the diagram is provided.
The spare copy of the diagram may be mounted on a board. Pins or other tactile marks may be used to indicate the squares. You can then use a pen to transcribe the pupil's answer on the diagram.

[braille page 9, facing page 10]

Diagram for question 11



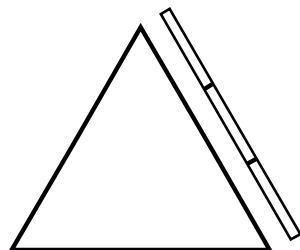
[braille page 10]

11. Look at the four shapes on the opposite page.
They are labelled P Q R and S
Write the letter of the shape that has five sides.
-

12. In this question \therefore represents a missing digit.
Look at the number sentence below.
 $1 + 17 = 18$
Write a different number sentence that equals 18
Write one digit that will go in each space.
 $\therefore + 1\therefore = 18$
-

[braille page 11, facing page 12]

Diagram for question 13



[braille page 12]

13. Look at the diagram on the opposite page.
A triangle has three sides of equal length.
Three sticks fit along one side of the triangle.
All three sticks are the same length.
How many sticks fit around all three sides of the triangle?
_____ sticks
-

Test administration guidance

11. Ensure the pupil finds the diagram of the four shapes on the facing page.
12. Ensure the pupil understands that the braille symbol \therefore represents a missing digit.
13. Ensure the pupil finds the diagram on the facing page.

14. a) Look at the number pattern below.
____ 15 20 25 ____
Write the two missing numbers.

- b) Look at the number pattern below.
____ 18 21 24 27
Write the missing number.

.....
[braille page 13]

15. Look at the list of three units below.
kg °C ml

- a) Write the unit used to measure the mass of a bag of potatoes.
b) Write the unit used to measure the capacity of a cup.
c) Write the unit used to measure the temperature outside.

.....
[braille page 14]

16. The number 87 has 8 tens and 7 ones.

- a) 23 has ____ tens and ____ ones.
Write the missing numbers.

- b) 5 has ____ tens and ____ ones.
Write the missing numbers.

.....
[braille page 15]

17. Look at the three numbers below.
36 42 6
Use these numbers to complete the number sentences below.
Use all three numbers each time.

a) ____ + ____ = ____

b) ____ - ____ = ____

-
18. Ben has 40 cards.
He shares them equally between 4 party bags.
How many cards does he put in each bag?
____ cards
.....

Test administration guidance

14. Encourage the pupil to braille a before the answer to part a, and b before the answer to part b.
15. Encourage the pupil to braille a before the answer to part a, b before the answer to part b, and c before the answer to part c.
16. Encourage the pupil to braille a before the answer to part a, and b before the answer to part b.
17. Encourage the pupil to braille a before the answer to part a, and b before the answer to part b.

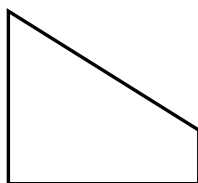
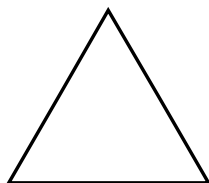

[braille page 16]

19. The coins in four purses are listed below.
The purses are labelled P Q R S
P 20p 20p 10p
Q 10p 20p 20p 10p
R 10p 5p 50p
S 5p 5p 20p 10p 10p
Two of these purses have the same amount of money.
Write the letters of these two purses.
-

20. Look at the four calculations below.
They are labelled P Q R S
P $5 + 2$
Q $10 - 3$
R $9 - 1$
S $4 + 1$
Write the letter of the calculation with the largest answer.
-

[braille page 17]

21. Look at the four shapes below.



Mark the shape that does **not** have a line of symmetry.

.....

[braille page 18]

22. A wall has 5 bricks in each row.
How many bricks are there in 6 rows?
_____ bricks
-

23. Look at the five numbers below.
20 40 50 70 90
Choose **three** of the numbers to make the subtraction below correct.
_____ - _____ = _____
-

Test administration guidance

There is no specific guidance for questions 19-23.

24. 8 children are eating plums.
Each child eats 2 plums.
How many plums do they eat altogether?
_____ plums
-

[braille page 19]

25. Sam puts 18 cards in rows.
He puts 3 cards in each row.
How many rows of cards are there?
_____ rows
-

26. There are 43 people on a bus.
15 people get off.
8 people get on.
How many people are on the bus now?
Show your working.
_____ people
-

[braille page 20]

27. $7 + 7 = 14$
- a) _____ + 7 = 24
Write the missing number.
- b) $27 + 7 =$ _____
Write the missing number.
- c) _____ + 7 = 44
Write the missing number.
-

28. A pencil costs 15p
A rubber costs 25p
Kemi has £1
She buys a pencil and a rubber.
Write how much change Kemi gets from £1
Show your working.
_____p
-

[braille page 21]

29. Sita has 8 grapes.
- grape grape grape grape
grape grape grape grape
- She eats $\frac{3}{4}$ of them.
How many does she eat?
_____ grapes
-

Test administration guidance

27. Encourage the pupil to braille a before the answer to part a, b before the answer to part b, and c before the answer to part c.

30. The table below shows the shoe sizes of all the children in a class.

Shoe size	Number of children
9	7
10	8
11	12
12	2

How many children have a shoe size of 10 or smaller?
_____ children

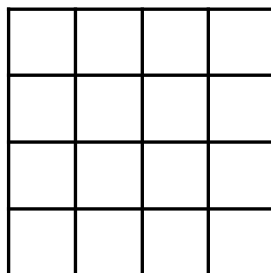
.....
[braille page 22]

31. a) $5 \times 4 = \underline{\hspace{2cm}}$
Write the missing number.

b) $\underline{\hspace{2cm}} \times 10 = 70$
Write the missing number.

.....
End of test

Diagram for question 9



Test administration guidance

31. Encourage the pupil to braille a before the answer to part a, and b before the answer to part b.

Braille transcript

Print version product code: STA/22/8408/BTp

ISBN: 978-1-78957-342-8

Electronic PDF version product code: STA/22/8408/BTe

ISBN: 978-1-78957-354-1

© Crown copyright 2022