

MATHEMATICS

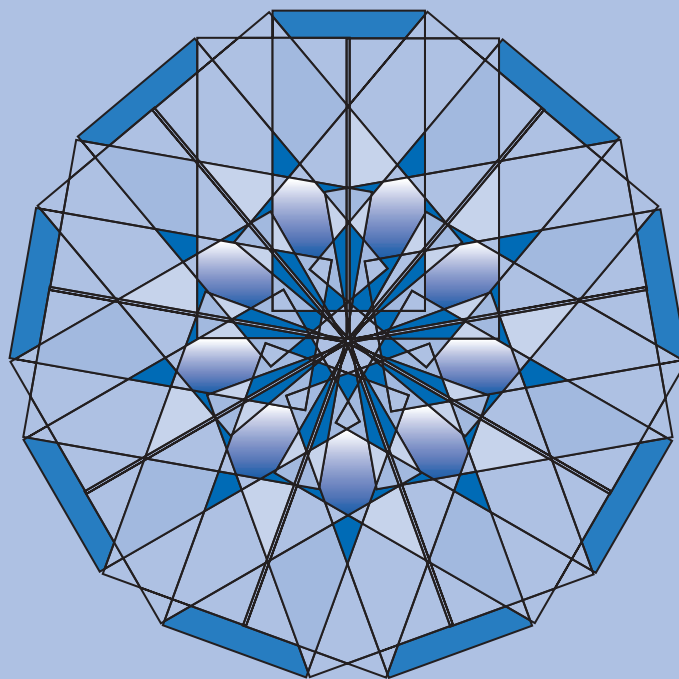
KEY STAGE 2 2002

TEST C

LEVEL
6

CALCULATOR ALLOWED

PAGE	MARKS
5	
7	
9	
11	
13	
15	
TOTAL	



First Name

Last Name

School

Instructions

You **may** use a calculator to answer any questions in this test.

Work as quickly and as carefully as you can.

You have **30 minutes** for this test.

If you cannot do one of the questions, **go on to the next one**.

You can come back to it later, if you have time.

If you finish before the end, **go back and check your work**.


Follow the instructions for each question carefully.



This shows where you need to put the answer.

If you need to do working out, you can use any space on a page.

Some questions have an answer box like this:

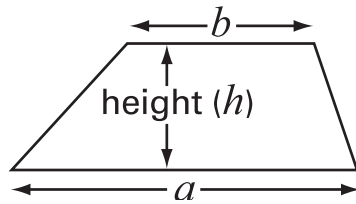
A diagram showing a large rectangular answer box. On the left side of the box, there is a vertical line. To the left of this line is a speech bubble containing the text "Show your **method**. You may get a mark." with an arrow pointing into the box. Above the vertical line is a small pencil icon. In the bottom right corner of the large box, there is a smaller, empty rectangular box for the final answer.

For these questions you may get a mark for showing your method.

Formulae

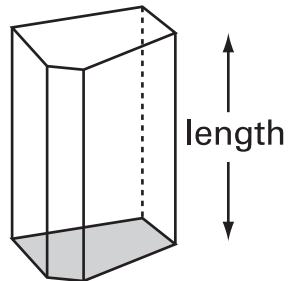
You might need to use these formulae in this test.

Trapezium



$$\text{Area} = \frac{1}{2} (a + b)h$$

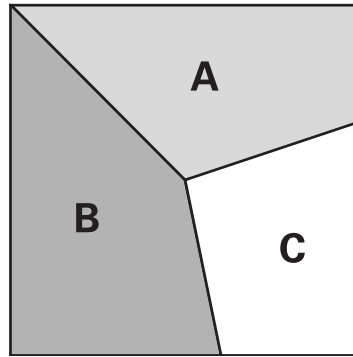
Prism



$$\text{Volume} = \text{area of cross-section} \times \text{length}$$

1

This square is divided into three parts.



Part **A** is $\frac{1}{3}$ of the area of the square.

Part **B** is $\frac{2}{5}$ of the area of the square.

What fraction of the area of the square is part **C**?



Show
your **method**.
You may get
a mark.

A large rectangular box for writing the student's method. In the bottom right corner of this box, there is a smaller, empty square box for the final answer.

1
2 marks

2

Paulo makes a sequence of numbers.

He chooses a starting number and then subtracts equal amounts each time.

The **third number** in his sequence is **45**

The **tenth number** is **-32**

		45								-32
--	--	----	--	--	--	--	--	--	--	-----

What is the **first** number in the sequence?



Show
your **method**.
You may get
a mark.



2
2 marks

3

Two numbers are in the **ratio 3 : 2**

One of the numbers is **0.6**

There are two possible answers for the other number.

What are the two possible answers?



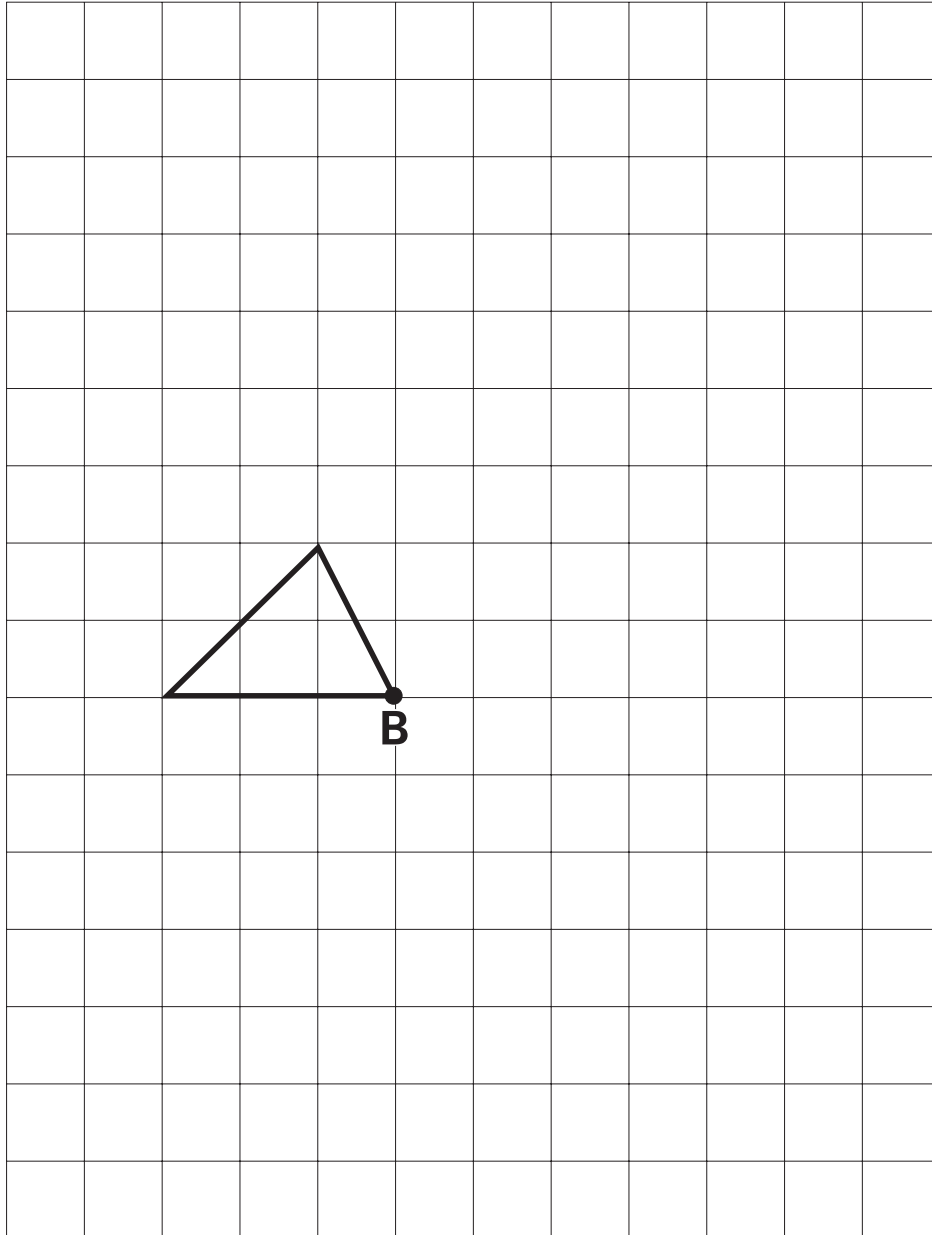
3
2 marks

4

Here is a shape on a square grid.

The shape is rotated **90° clockwise** about point B
and enlarged by a **scale factor of 2**

Use a ruler to draw the enlarged shape in its new position.

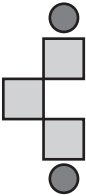
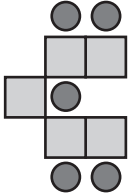
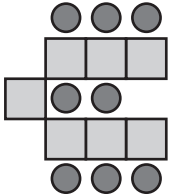
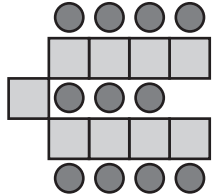


4

2 marks

5

Here is a sequence of shapes made from squares and circles.


				
shape number (n)	1	2	3	4
number of circles (c)	2	5	8	11
number of squares (s)	3	5	7	9

The sequence continues in the same way.

The formula for the **number of circles (c)** in **shape number (n)** is

$$c = 3n - 1$$

Use the formula to work out the **shape number** which has **104 circles**.

 Show your **method**. You may get a mark.

Write the formula for the **number of squares (s)** in **shape number (n)**.

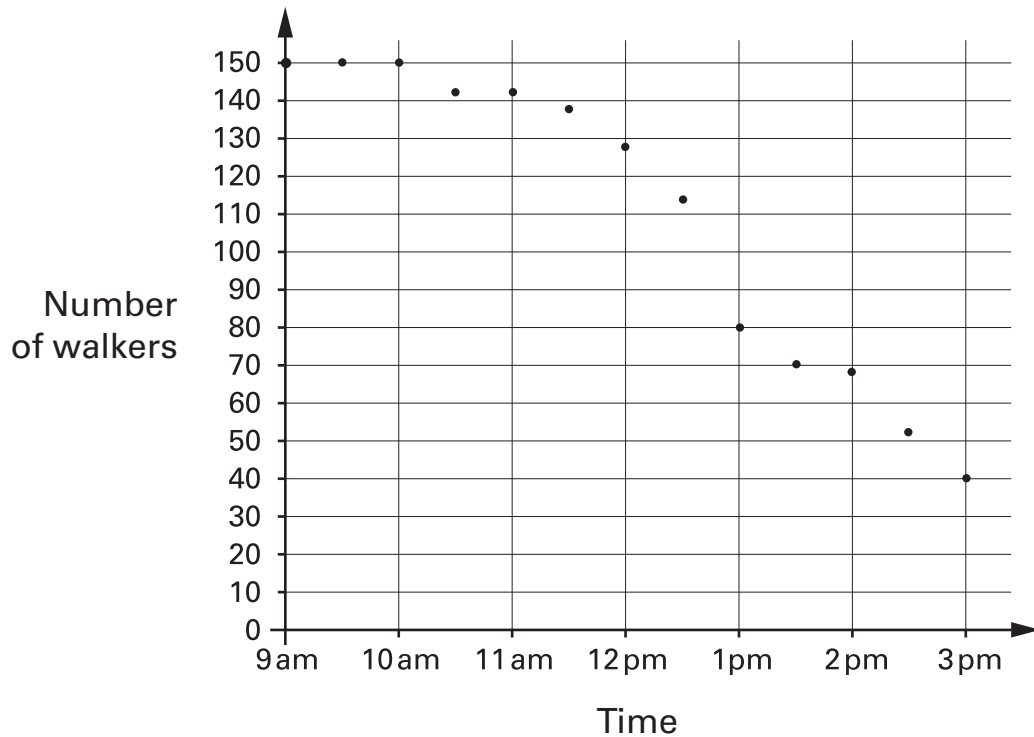


S =

6

150 people take part in a walk.

This chart shows the number of people still walking at different times.



Use the chart to estimate the **time** when **two-thirds of the people** are still on the walk.



6a

1 mark

What **percentage** of the people who started are **still on the walk at 3pm**?



Show your **method**.
You may get a mark.

%

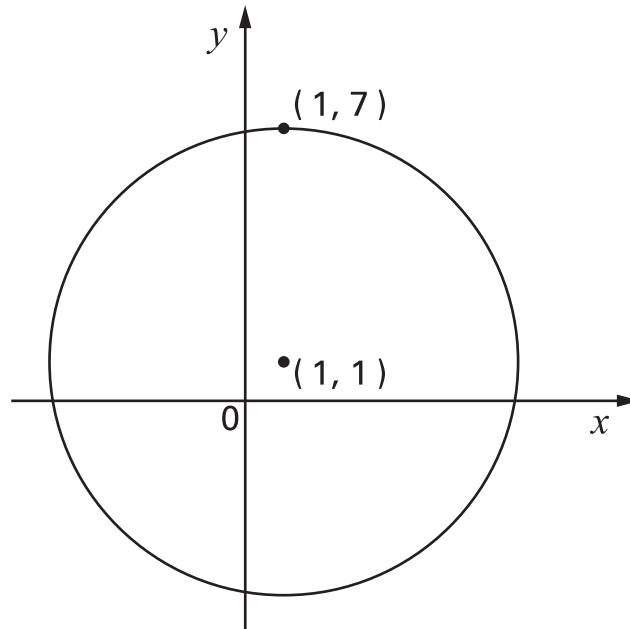
6b

2 marks

7

Here is a circle with its **centre** at the point **(1,1)**

The point **(1,7)** is on the circumference of the circle.



For each of these points, put a tick (✓) to show if it is **inside** the circle, **on** the circle or **outside** the circle.

One has been done for you.



	inside the circle	on the circle	outside the circle
(3, 7)			✓
(7, 1)			
(1, -7)			
(-2, -2)			

7

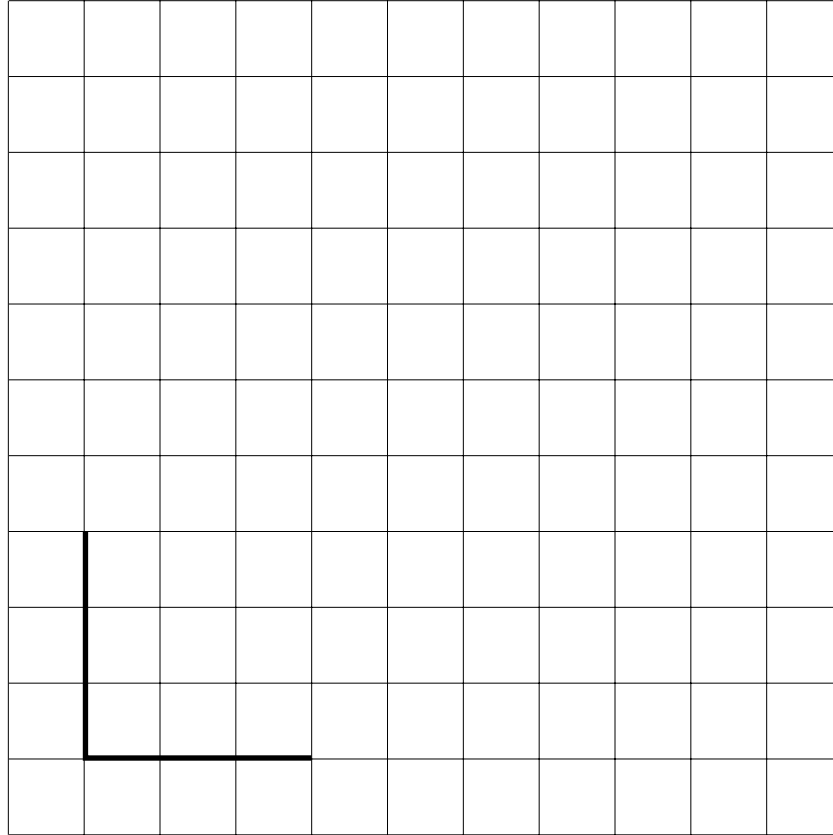
2 marks

8

Here is a centimetre grid.

Draw **two** more lines to make a **quadrilateral** with an area of **18cm²**

Use a ruler.



8

1 mark

9

Find the value of t in this equation.

$$33 - 8t = 15$$



Show
your **method**.
You may get
a mark.



9

2 marks

10

Circle the two decimals which are
closest in value to each other.

0.9

0.09

0.99

0.1

0.01

10


1 mark



In Class 6, **80%** of the children like crisps.

75% of the children **who like crisps** also like chocolate.

In Class 6, what percentage of the children like **both** crisps and chocolate?

 Show your **method**. You may get a mark. 

%

12

Lili and Julian each start with the **same** number.

Lili works out **half of the number**.

Julian works out **three-quarters of the number**.

The **sum** of their answers is **275**

What was the number they started with?



Show
your **method**.
You may get
a mark.



12

2 marks

13

A, B and C stand for three different numbers.

The mean of A and B is 40

The mean of B and C is 35

$$A + B + C = 100$$

Calculate the values of A, B and C.



Show
your **method**.
You may get
a mark.



A =

B =

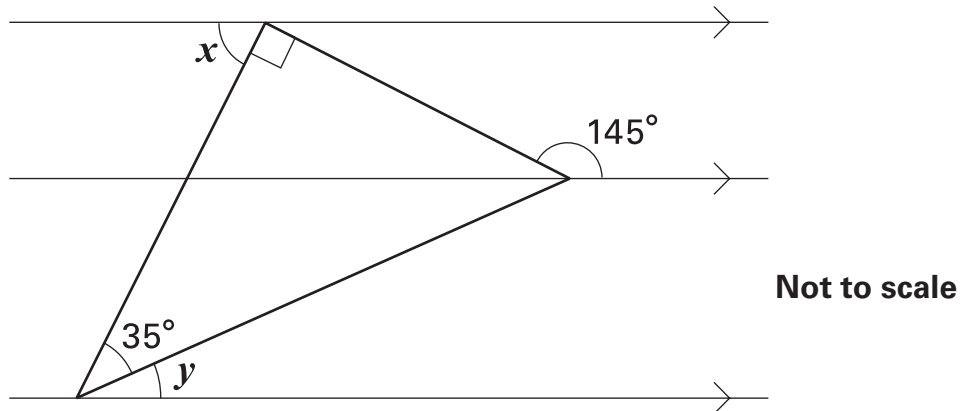
C =

13

2 marks

14

The diagram shows a right-angled triangle and three parallel lines.



Calculate the size of angle x and angle y

Do **not** use a protractor (angle measurer).



$x =$

$y =$

14a

1 mark

14b

1 mark

15

Draw a line from each of the expressions on the left to an equivalent expression on the right.



$$(w + 5) + (w - 7)$$

$$(w + 5) - (w + 7)$$

$$12$$

$$w + 12$$

$$-2$$

$$2w + 12$$

$$w - 2$$

$$2w - 2$$

15a

1 mark

15b

1 mark

© Qualifications and Curriculum Authority 2002

QCA key stage 2 team, 83 Piccadilly, London W1J 8QA

Order refs:

QCA/02/865 (pupil pack)

QCA/02/858 (mark schemes pack)