

2025 national curriculum tests

Key stage 2

Mathematics braille transcript

Braille transcript for Paper 2: reasoning

Transcription of the Braille Version

[braille page 1]

On your paper write:

Your first name

Your last name

Your date of birth

Your school name

Instructions

You must NOT use a calculator to answer any questions in this test.

You have 40 minutes to complete this test, plus your additional time allowance.

Follow the instructions for each question.

Work as quickly and as carefully as you can.

Some questions say: "Show your method." For these questions, you may get a mark for showing your method.

If you cannot do a question, go on to the next one. You can come back to it later, if you have time.

If you finish before the end, go back and check your work.

The questions are on different types of paper and diagrams are on opposite pages.

Make sure you read everything carefully.

_____ has been used in some questions to indicate a missing number.

.....

Test administration guidance

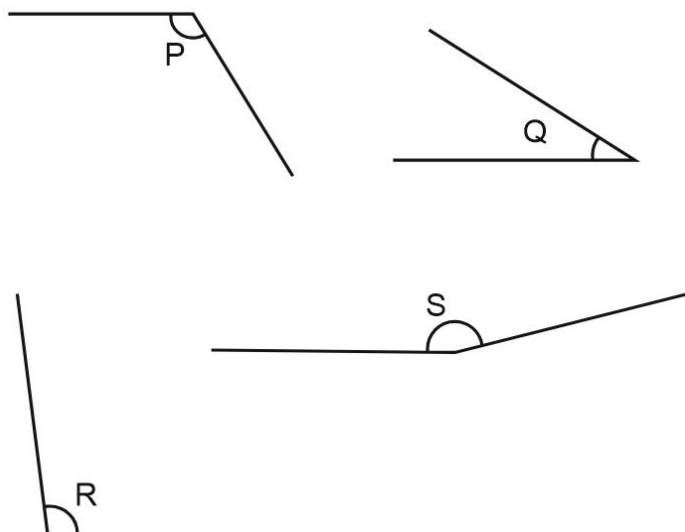
Note to test administrator:

Please write the school DfE number on the pupil's braille script.

If you are acting as a scribe for a brailist, write the pupil's answers on a sheet of plain or lined paper and attach the braille diagrams showing the pupil's work.

[braille page 2, facing page 3]

Diagram for Question 1



[braille page 3]

1. Look at the diagram on the opposite page.
It shows four angles labelled P Q R and S.
Write the letter of the angle that is closest in size to a right angle.

[braille page 4, facing page 5]

Diagram for Question 2

	Add 1000 →		
Add 100 ↓	P		
	5350	6350	
	5450	6450	7450
			7550
			Q

[braille page 5]

2. Look at the diagram on the opposite page.
It shows part of a number grid with some missing numbers. Two of the missing numbers are labelled P and Q.
a) Write the missing number for P.
b) Write the missing number for Q.

Test administration guidance

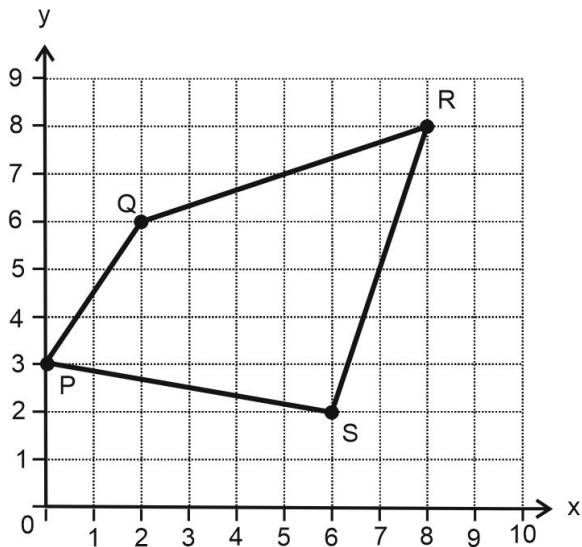
1. Make sure the pupil finds the four diagrams on the opposite page.
2. Make sure the pupil finds the numbers, letters and empty cells in the number grid on the opposite page.

[braille page 6]

3. Layla has the following coins.
£2 50p 20p
Adam has the following coins.
50p 50p 50p 20p 20p
How much more money does Layla have than Adam?
-

[braille page 7, facing page 8]

Diagram for Question 4



[braille page 8]

4. Look at the diagram on the opposite page.
It shows a shape PQRS on a grid.
Match each point to the correct coordinates.
- a) (6,2) letter _____
 - b) (2,6) letter _____
 - c) (0,3) letter _____
 - d) (8,8) letter _____
-

Test administration guidance

4. Make sure the pupil finds the diagram with the four labelled points on the opposite page.
Encourage the pupil to write a before part a), b before part b), c before part c) and d before part d).

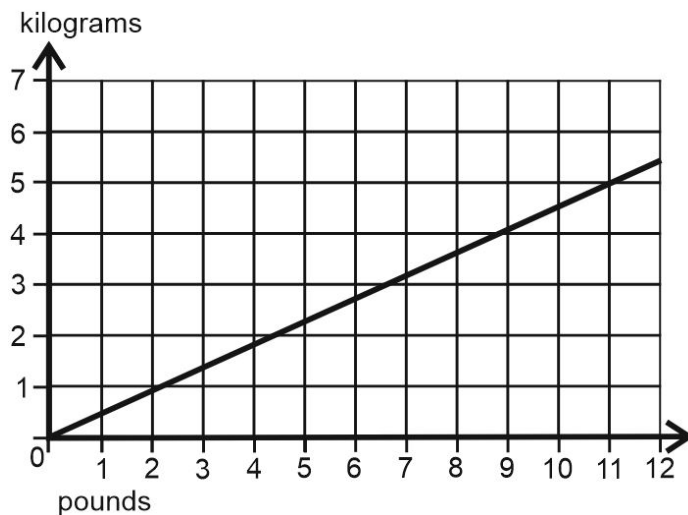
[braille page 9]

5. Olivia counts in eights, starting at zero.
Write the letters of all the numbers Olivia should say.
P. 24
Q. 42
R. 78
S. 112
-

6. Look at the number below.
5 639 728
a) Which digit is in the hundred thousands place?
b) What is two thousand more than 5 639 728?
-

[braille page 10, facing page 11]

Diagram for Question 7



[braille page 11]

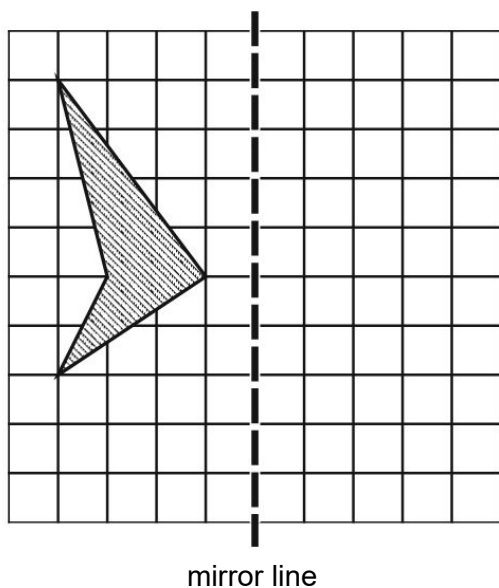
7. Look at the graph on the opposite page.
It is for converting kilograms and pounds.
a) Use the graph to convert 5 kilograms to pounds.
____pounds
b) Use the graph to convert 7 pounds to the nearest kilogram.
____kg
-

Test administration guidance

6. Encourage the pupil to write a before part a) and b before part b).
7. Make sure the pupil finds the graph on the opposite page.
Encourage the pupil to write a before part a) and b before part b).

[braille page 12, facing page 13]

Diagram for Question 8



[braille page 13]

8. You have a cut-out shape for this question.
Look at the diagram on the opposite page.
It shows a shaded shape on a grid.
Use the cut-out shape to show the reflected shape about the mirror line.
-

[braille page 14]

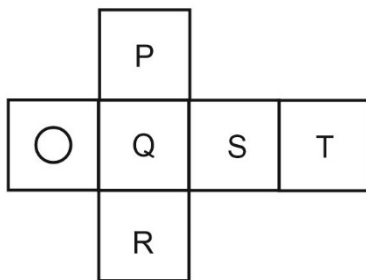
9. Ali has 35 red counters.
He divides them into groups of 3
a) What is the greatest number of groups of 3 he can make?
- Maria has 35 green counters.
She divides them into groups of 4
b) How many green counters does she have left over?
-

Test administration guidance

8. A cut-out shape is provided for this question.
Make sure the pupil finds the diagram on the opposite page.
A separate copy of the diagram is provided.
You may mount the separate diagram on a board so that the pupil can use pins and bands or other tactile aids. You should then transcribe the pupil's work onto the spare copy of the diagram.
No tactile aids (i.e. 'blobs' sticky tack, wikkisticks) should be sent with the pupil's braille script.
9. Encourage the pupil to write a before part a) and b before part b).

[braille page 15, facing page 16]

Diagram for Question 10



[braille page 16]

10. Look at the diagram on the opposite page.
It shows the net of a cube with a circle on one face.
Olivia is making a cube from the net.
She wants the cube to have two circles on opposite faces.
Write the letter of the face the other circle should be drawn.
-

[braille page 17]

11. The total distance from Paris to Munich by road is 860 kilometres.
There are three sections.
The distance from Paris to Metz is 331 km.
The distance from Metz to Stuttgart is 295 km.
Stuttgart to Munich is the last section.
How many kilometres is the last section from Stuttgart to Munich?
Show your method.
_____ km
-

[braille page 18]

12. Amina says 600 millimetres is longer than 1 metre.
Amina is not correct.
Explain how you know.
-
13. Jack buys four concert tickets. Each ticket costs £28
One calculation Jack could use to work out the total cost is $28 + 28 + 28 + 28$
Look at the list of the four calculations below. They are labelled P Q R and S.
P. $(20 \times 4) + (8 \times 4)$
Q. $(4 \times 20) + 8$
R. $(4 \times 30) - (4 \times 2)$
S. $(4 \times 30) - 2$
Write the letter of each calculation Jack could use to work out the total cost.
-

Test administration guidance

10. Make sure the pupil finds the diagram, with the circle and the lettered faces on the opposite page.

[braille page 19]

14. The table below shows the distances Kirsty cycled last week.

Day	Miles			
Monday	4.3	4.3	
Tuesday	4.3	4.3	
Wednesday	4.3	2.6 3.1
Thursday	4.3	4.3	
Friday	4.3	2.6 3.1


What is the total distance Kirsty cycled last week?

Show your method.

_____miles

[braille page 20, facing page 21]

Diagram for Question 15



[braille page 21]

15. Look at the diagram on the opposite page.
It is made from ten squares.
Part of the diagram is shaded.
What percentage of the diagram is shaded?
_____%

[braille page 22]

16. There are two boxes.
The mass of the first box is $1\frac{1}{4}$ kilograms.

The mass of the second box is 1.4 kilograms.
What is the difference in mass of the two boxes?
Give your answer in kilograms.
Show your method.
_____kg

17. A 4 kilogram bag of rice costs £6
What is the cost of 500 grams of the rice?

Test administration guidance

15. Make sure the pupil finds the diagram, with the shaded and part shaded squares on the opposite page.

[braille page 23]

18. Look at the list of five fractions below.
They are labelled P Q R S and T.

P. $\frac{5}{6}$

Q. $\frac{4}{9}$

R. $\frac{9}{12}$

S. $\frac{11}{15}$

T. $\frac{10}{21}$

Write the letters of the fractions that are greater than $\frac{2}{3}$

.....

[braille page 24]

19. The total cost of a school trip for 12 pupils is £780
The total cost includes travel, food and hotel.
For one pupil, the travel cost is £27 and the food cost is £16
How much is the hotel cost for one pupil?
Show your method.
£_____
-

20. Sophie thinks of two prime numbers.
She adds them together.
Her answer is 24
Write the three different pairs of prime numbers that Sophie could think of.
-

Test administration guidance

18. Make sure the pupil finds the list of five fractions.

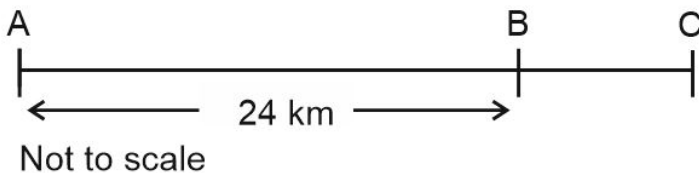
[braille page 25]

21. The mass of a 1p coin is 3.56 g
The mass of a 10p coin is 6.5 g
What is the difference in mass between £1 in 1p coins and £1 in 10p coins?
Show your method.
____g
-

22. A cuboid has these measurements:
Height 2 cm
Length 12 cm
Width $1\frac{1}{2}$ cm
Calculate the volume of the cuboid.
____cm³
-

[braille page 26, facing page 27]

Diagram for Question 23



[braille page 27]

23. Look at the diagram on the opposite page.
It shows a straight line labelled ABC.
- The distance from A to B is $\frac{3}{4}$ of the distance from A to C.
- What is the distance from B to C?
____km

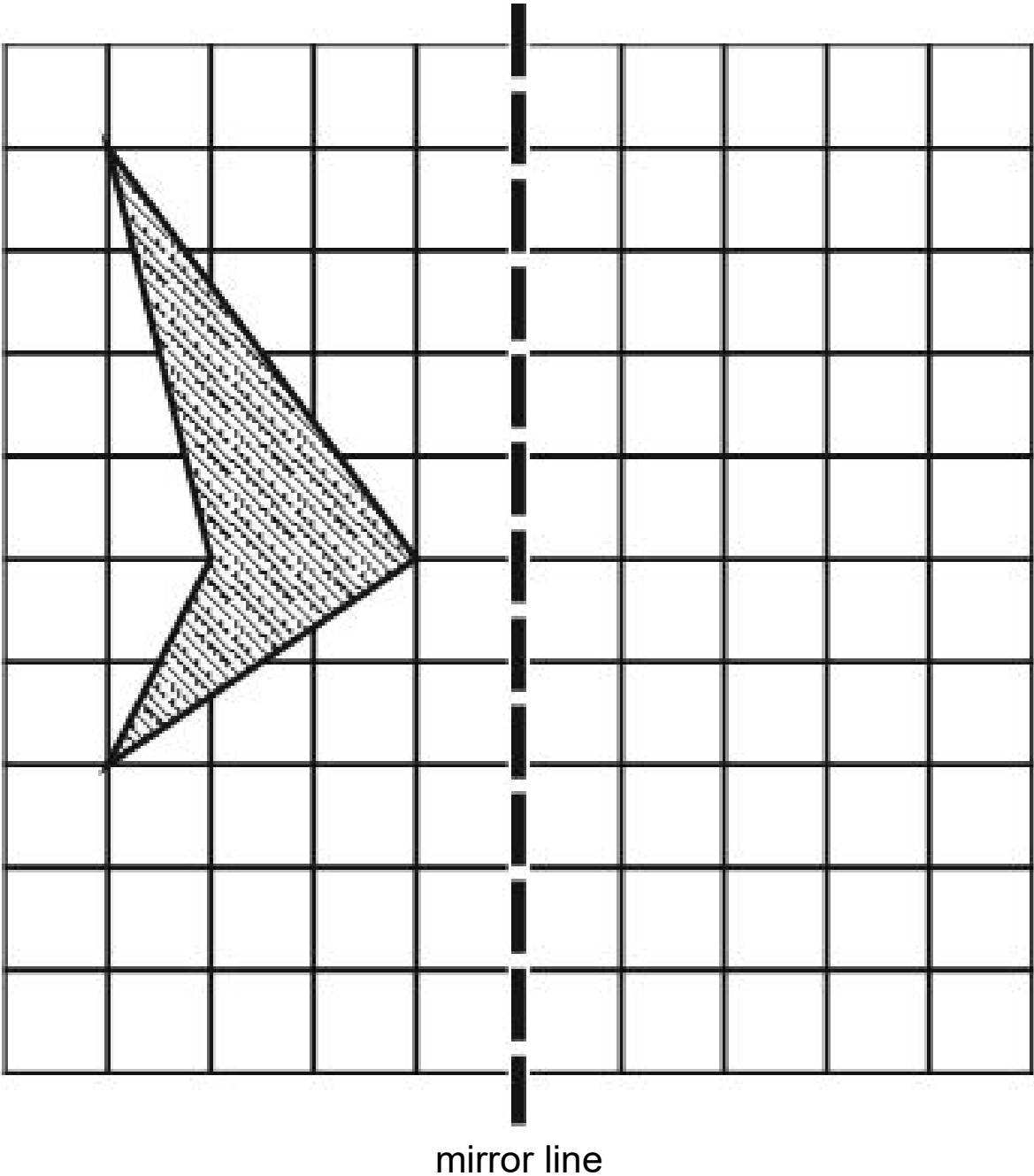
.....

END OF TEST

Test administration guidance

23. Make sure the pupil finds the diagram with the labelled points and the distance marker arrows on the opposite page.

Diagram copy for Question 8



[BLANK PAGE]

This page is intentionally blank.

Key stage 2 mathematics
Braille transcript for Paper 2: reasoning

Print version product code: STA/25/8918/BTp ISBN: 978-1-83507-330-8
Electronic PDF version product code: STA/25/8918/BTe ISBN: 978-1-83507-342-1

For more copies

Additional copies of this braille print test paper can be ordered by contacting the national curriculum helpline on 0300 303 3013. After the test window, a transcript can be downloaded from www.gov.uk/government/collections/national-curriculum-assessments-past-test-materials.

© Crown copyright

The materials in this booklet are Crown copyright. You may re-use them (not including logos) free of charge in any format or medium in accordance with the terms of the Open Government Licence v3.0, which can be found on the National Archives website and accessed via the following link:
www.nationalarchives.gov.uk/doc/open-government-licence.



If you have any queries regarding these test materials, contact the national curriculum assessments helpline on 0300 303 3013 or email assessments@education.gov.uk.