

2026 national curriculum tests

Key stage 2

Mathematics

Paper 2: reasoning

Modified large print

First name _____

Middle name _____

Last name _____

Date of birth **Day** _____ **Month** _____ **Year** _____

School name _____

DfE number _____

Note to markers

This paper should be marked using the standard mark schemes for KS2 Mathematics: Paper 2. There is additional guidance on marking some questions in this paper in the key stage 2 Mathematics amendments to mark schemes – MLP document.

Instructions

You **must not** use a calculator to answer any questions in this test.

Questions and answers

You have **40** minutes, plus your additional time allowance, to complete this test.

Follow the instructions for each question.

Work as quickly and as carefully as you can.

If you need to do working out, you can use any space on the page.

Method questions

Some questions say: ‘Show your method.’
For these questions, you may get a mark for showing your method.

If you cannot do a question, go on to the next one. You can come back to it later, if you have time.

If you finish before the end, go back and check your work.

[BLANK PAGE]

The test continues on the next page.

1. Look at the four numbers below.

Write the numbers in order.

Start with the least.

1 505 1 050 1 005 1 500

least _____

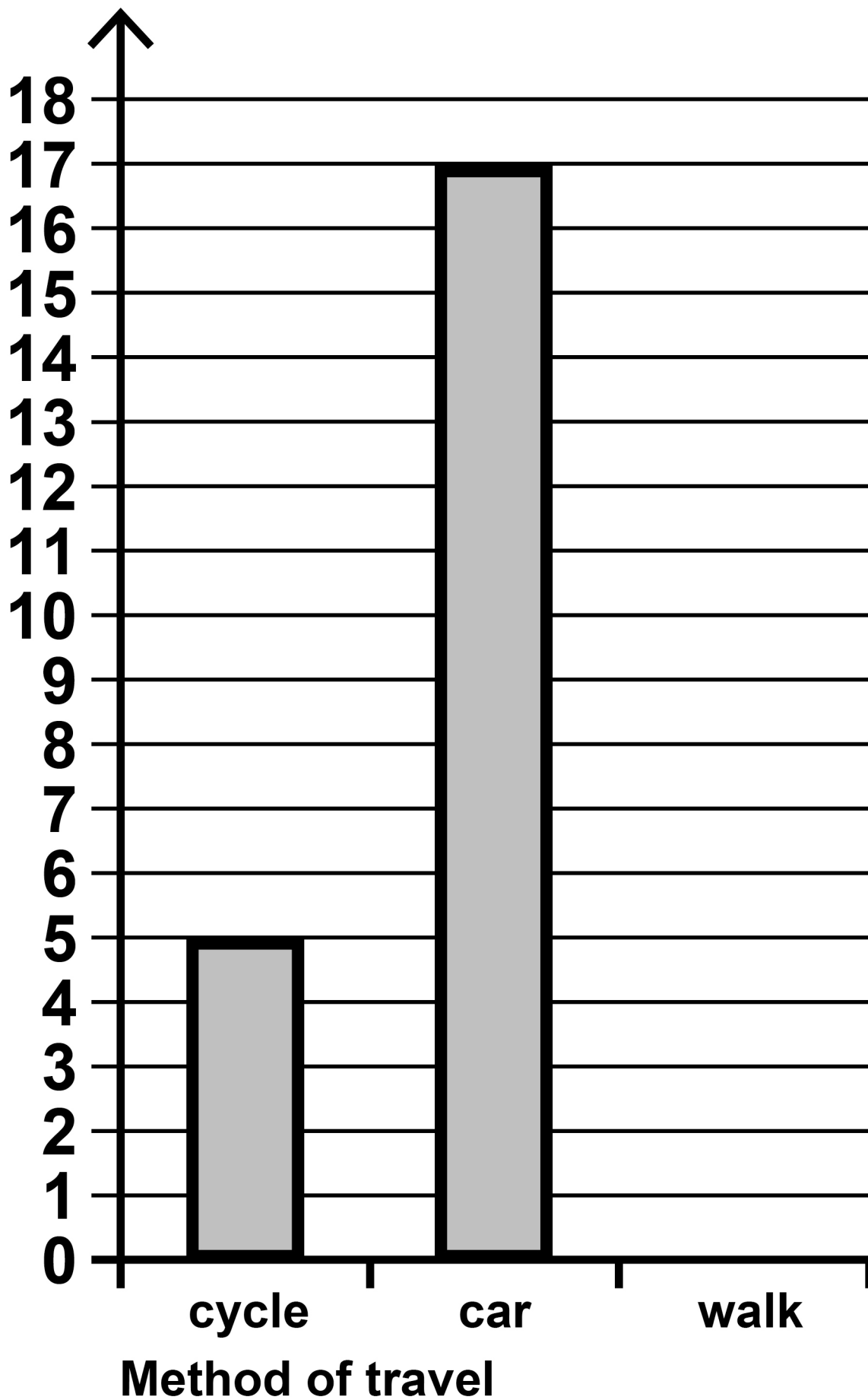
2. Look at the graph on the opposite page.

30 pupils were asked how they travelled to school.

Complete the graph to show how many children walk to school.

Use a ruler.

Number of pupils



[BLANK PAGE]

The test continues on the next page.

3. You have three models for this question labelled P, Q and R

Write the letter of each model next to its shape name below.

triangular prism

triangle-based pyramid

cone

4. The table below shows the numbers of children in each year in a school.

One number is missing.

	Year 3	Year 4	Year 5	Year 6
Children	119		118	117

There are **468** children in the school altogether.

How many children are in Year 4?

[BLANK PAGE]

The test continues on the next page.

5. Jack buys a book for **£11.79**

He pays for the book with a
£10 note and a **£5** note.

How much **change** does he get?

£ _____

6. Ken has 14 comics.

Maria has one more comic than Ken.

Stefan has 3 times as many comics as Maria.

How many comics do Ken, Maria and Stefan have **altogether?**

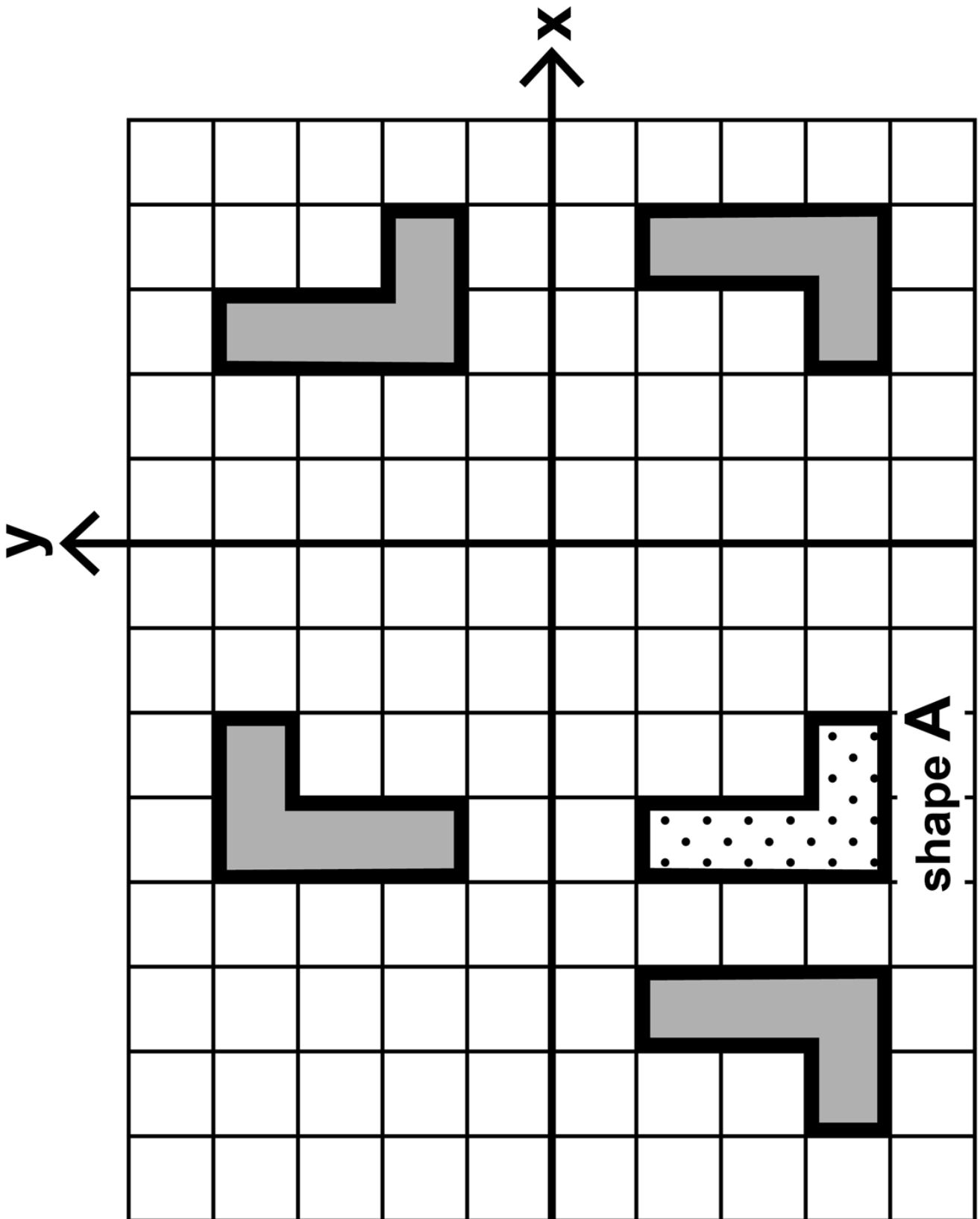
Show your method.

_____ **comics**

7. You have a cut–out shape for this question.

Look at the grid on the opposite page. It shows Shape **A and four transformations of the shape.**

Tick or mark the transformation that is not a reflection of Shape **A.**

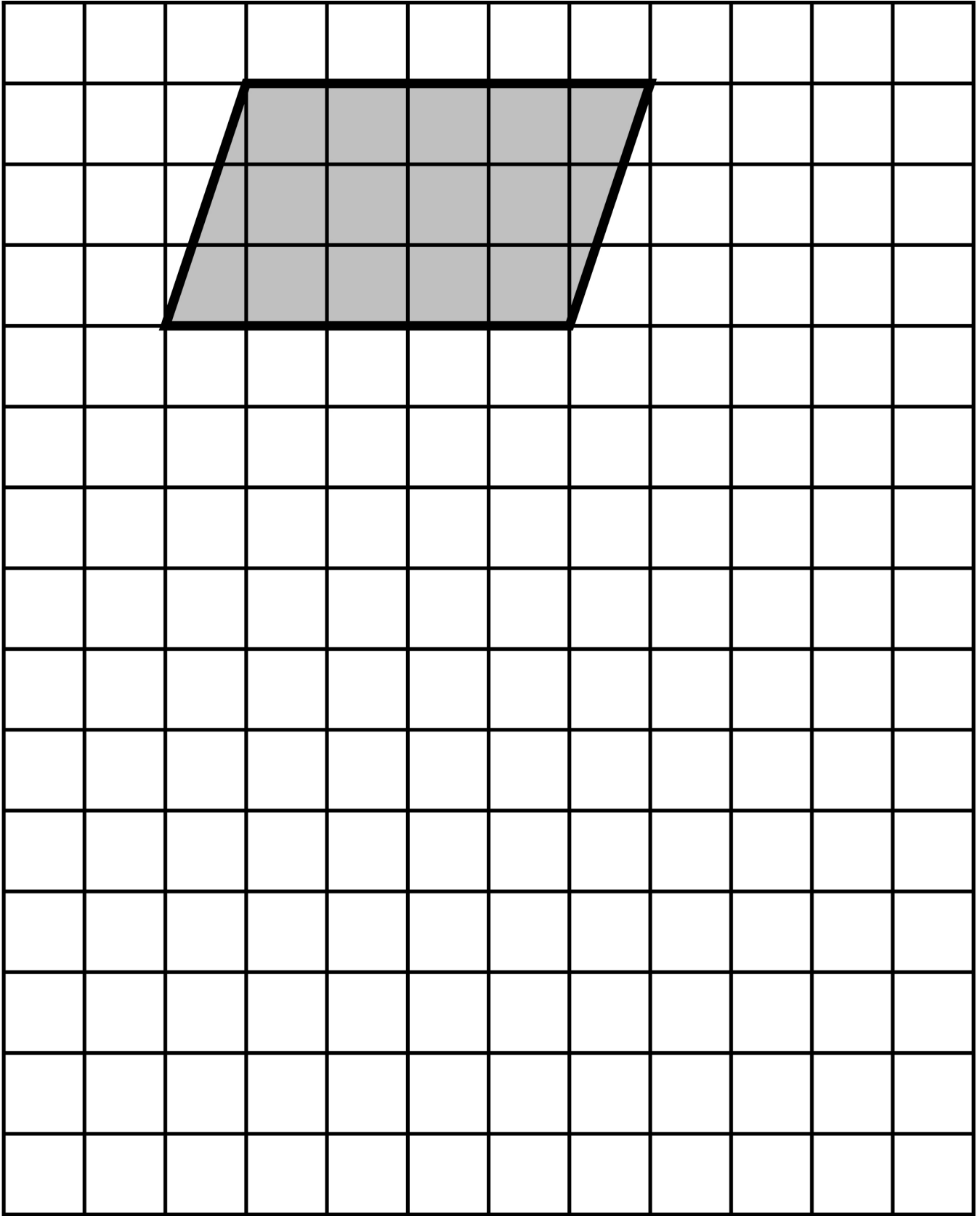


8. Look at the diagram on the opposite page.

It shows a shaded parallelogram on a square grid.

Draw a rectangle on the grid that has the same area as the parallelogram.

Use a ruler.



[BLANK PAGE]

The test continues on the next page.

9. Below are four statements about multiples.

Tick or mark the statements that are true.

All multiples of 9 are multiples of 6

All multiples of 20 are multiples of 10

All multiples of 5 are multiples of 10

All multiples of 10 are multiples of 5

10. Amir makes a necklace with blue and red beads.

For every 5 blue beads there are 3 red beads.

There are 30 blue beads in the necklace.

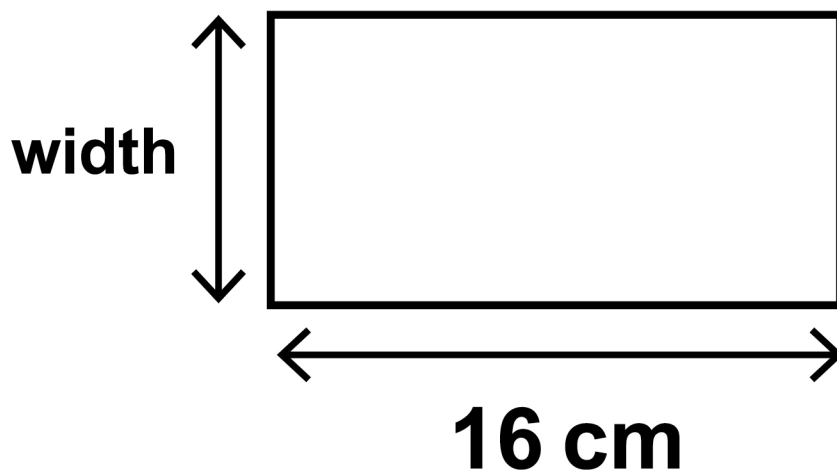
What is the *total* number of beads in the necklace?

Show your method.

11. The rectangle below has a length of **16** centimetres.

The **perimeter** of the rectangle is **50** centimetres.

Not actual size



What is the **width** of the rectangle?

_____ **cm**

12. Round 349 909

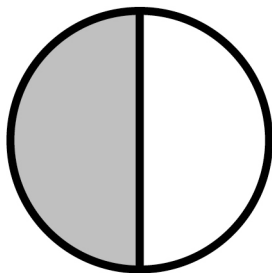
to the nearest 10

to the nearest 100

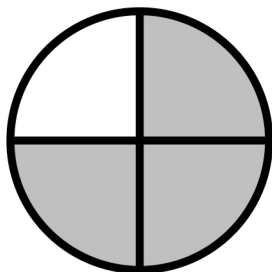
to the nearest 1 000

13. Look at the **4** circles below.
Each circle has a proportion shaded.

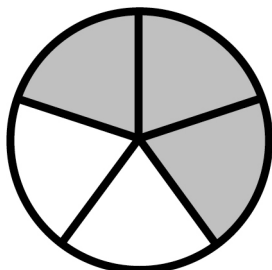
Match each circle to the correct proportion to show how much is **shaded**.



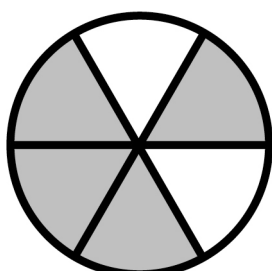
● 0.6



● $\frac{2}{3}$



● 50%



● 0.75

14. 3 oranges and 2 pineapples cost £4.06 altogether.

Oranges cost 36p each.

What is the cost of One pineapple?

Show your method.

£ _____

- 15. Write the missing number in each box to make these divisions correct.**

$$24 \div \boxed{} = 2 \cdot 4$$

$$24 \div \boxed{} = 1 \cdot 2$$

$$2 \cdot 4 \div \boxed{} = 1 \cdot 2$$

16. (a) Tick or mark the fractions below that are **less than** $\frac{2}{3}$

$$\frac{5}{9} \quad \frac{4}{9} \quad \frac{7}{9} \quad \frac{8}{9} \quad \frac{3}{9}$$

(b) Tick or mark the fractions below that are **greater than** $\frac{2}{5}$

$$\frac{5}{8} \quad \frac{3}{8} \quad \frac{2}{8} \quad \frac{6}{8} \quad \frac{4}{8}$$

[BLANK PAGE]

The test continues on the next page.

17. Amina is on holiday in France.

A road sign says: PARIS 320 km

**How many miles does Amina need
to travel to get to Paris?**

Use the conversion:

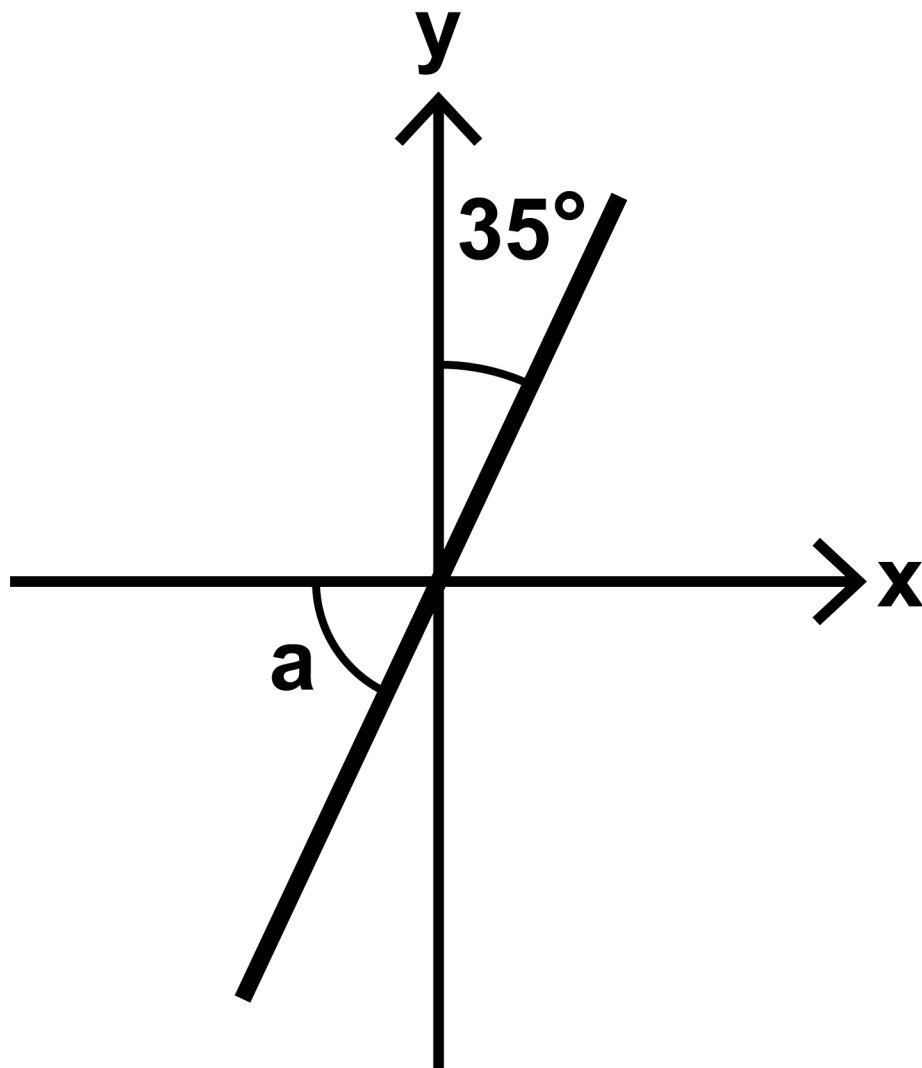
5 miles = 8 kilometres

_____ miles

18. Look at the diagram below.

A line makes an angle with the x-axis.

Not to scale



Calculate the size of angle a

a is _____ °

[BLANK PAGE]

The test continues on the next page.

19. Megan buys 6 cans of beans.

**The total mass of the cans is
2.49 kilograms.**

**What is the mass of one can,
in grams?**

Show your method.

_____ **g**

20. Mabel has some 5p and 2p coins.

She has a total of 41p.

Complete the table on the opposite page to show how many of each type of coin she could have.

One row has been done for you.

5p	2p
1	18

21. Kirsty mixes blue paint and yellow paint.

$\frac{2}{5}$ of her mixture is blue paint.

She uses $3\frac{1}{2}$ litres of blue paint.

How many litres of **yellow** paint
does Kirsty use?

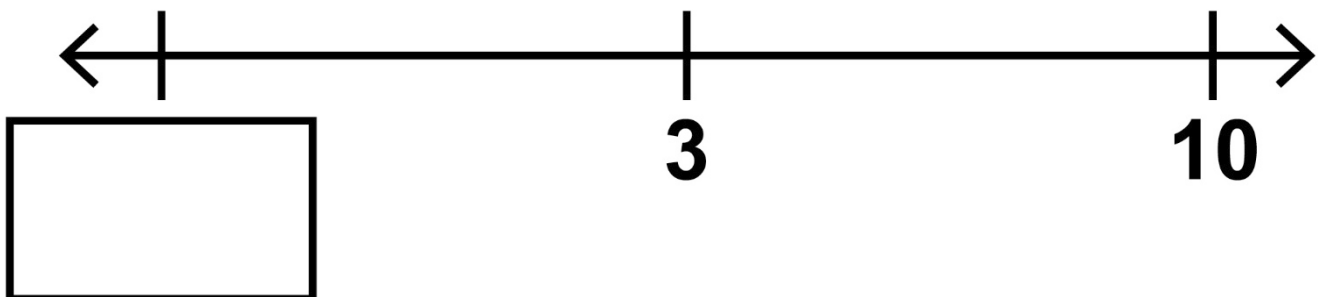
Show your method.

_____ litres

22. (a) Look at the number line below.

On this number line, **3** is
halfway between the missing
number and **10**

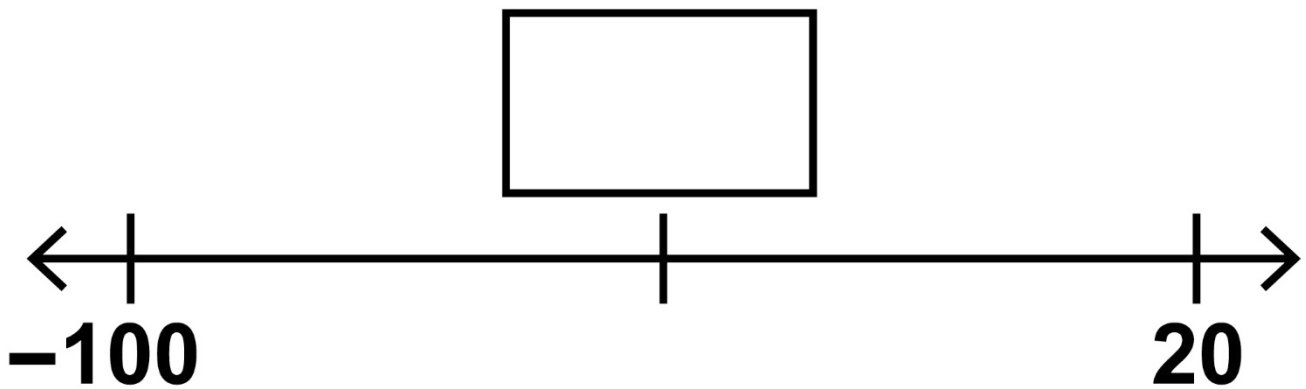
Write the missing number.



(b) Look at the number line below.

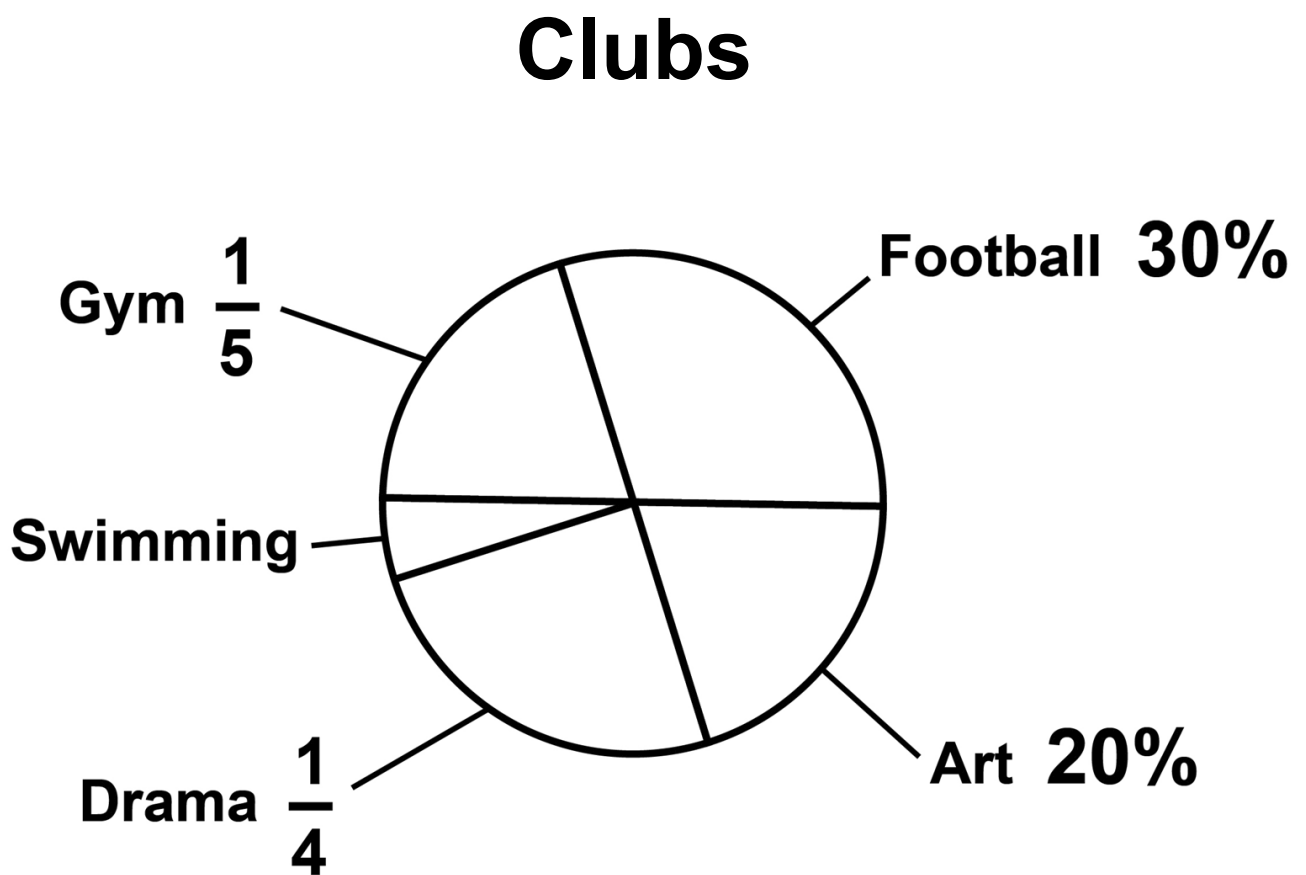
What number is **halfway**
between **20** and **-100**?

Write the missing number.



23. William asked some children to choose their favourite club.

The pie chart below shows the results.



Three children chose swimming.

How many children did William
ask **altogether**?

Show your method.

_____ children

End of test

[BLANK PAGE]

[BLANK PAGE]

[BLANK PAGE]



Standards
& Testing
Agency

Key stage 2 mathematics
Modified large print Paper 2: reasoning

Print version product code: STA/26/9018/MLp ISBN: 978-1-83507-491-6
Electronic PDF version product code: STA/26/9018/MLe ISBN: 978-1-83507-505-0

For more copies

Additional copies of this modified large print test paper can be ordered by contacting the national curriculum assessments helpline on 0300 303 3013. After the test window, it can be downloaded from www.gov.uk/government/collections/national-curriculum-assessments-past-test-materials.

© Crown copyright

The materials in this booklet are Crown copyright. You may re-use them (not including logos) free of charge in any format or medium in accordance with the terms of the Open Government Licence v3.0, which can be found on the National Archives website and accessed via the following link: www.nationalarchives.gov.uk/doc/open-government-licence.



If you have any queries regarding these test materials, please contact the national curriculum assessments helpline on 0300 303 3013 or email assessments@education.gov.uk.