

2026 national curriculum tests

Key stage 2

Mathematics

Braille transcript of Paper 2: reasoning



**Standards
& Testing
Agency**

Transcription of the Braille Version

[braille page 1]

On your paper write:

Your first name

Your last name

Your date of birth

Your school name

Instructions

You must NOT use a calculator to answer any questions in this test.

You have 40 minutes to complete this test, plus your additional time allowance.

Follow the instructions for each question.

Work as quickly and as carefully as you can.

Some questions say: "Show your method." For these questions, you may get a mark for showing your method.

If you cannot do a question, go on to the next one. You can come back to it later, if you have time.

If you finish before the end, go back and check your work.

The questions are on different types of paper and diagrams are on opposite pages.

Make sure you read everything carefully.

_____ has been used in some questions to indicate a missing number.

.....

Test administration guidance

Note to test administrator:

Please write the school DfE number on the pupil's braille script.

If you are acting as a scribe for a brailist, write the pupil's answers on a sheet of plain or lined paper and attach the braille diagrams showing the pupil's work.

[braille page 2]

1. Look at the four numbers below.
Write the numbers in order.
Start with the least.

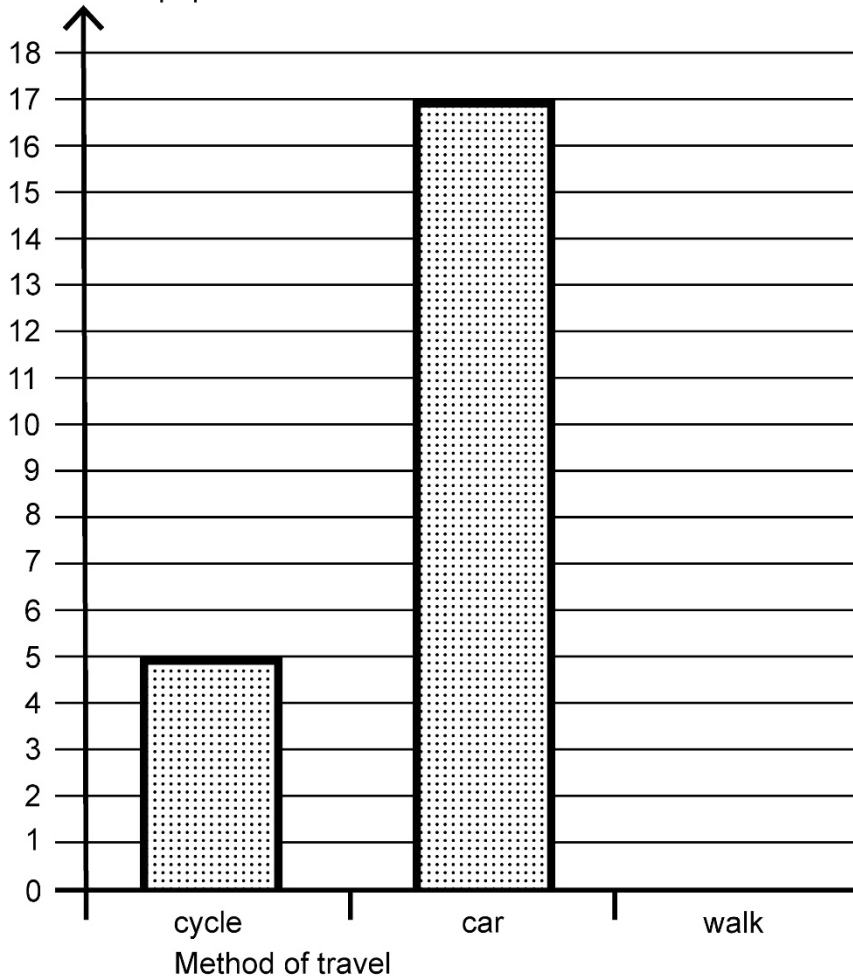
1505 1050 1005 1500

.....

[braille page 3, facing page 4]

Diagram for Question 2

Number of pupils



[braille page 4]

2. Look at the graph on the opposite page.
30 pupils were asked how they travelled to school.
Complete the graph to show how many children walk to school.
Use a ruler.
-

Test administration guidance

2. Ensure the pupil finds the graph on the opposite page. A separate copy of the diagram on thermoform and two film copies are provided. A tactile ruler will be needed for this question.

The pupil may use their normal classroom practice to answer this question. You may mount the separate diagram on a board so that the pupil can use pins and bands or other tactile aids. You should then transcribe the pupil's work on the spare copy of the diagram.

No tactile aids (i.e. 'blobs', sticky tack, wikkisticks) should be sent with the pupil's braille script.

[braille page 5]

3. You have three models for this question labelled P, Q and R.
Write the letter of each model next to its shape name.

triangular prism _____
triangle-based pyramid _____
cone _____

.....

[braille page 6]

4. The table below shows the numbers of children in each year in a school.
One number is missing.

| | year 3 | year 4 | year 5 | year 6 |
|---------------|-----------|-------------|-----------|--------|
| Children | 119 | _____ | 118 | 117 |

.....

There are 468 children in the school altogether.
How many children are in year 4?

.....

5. Jack buys a book for £11.79
He pays for the book with a £10 note and a £5 note.
How much change does he get?
£_____
-

[braille page 7]

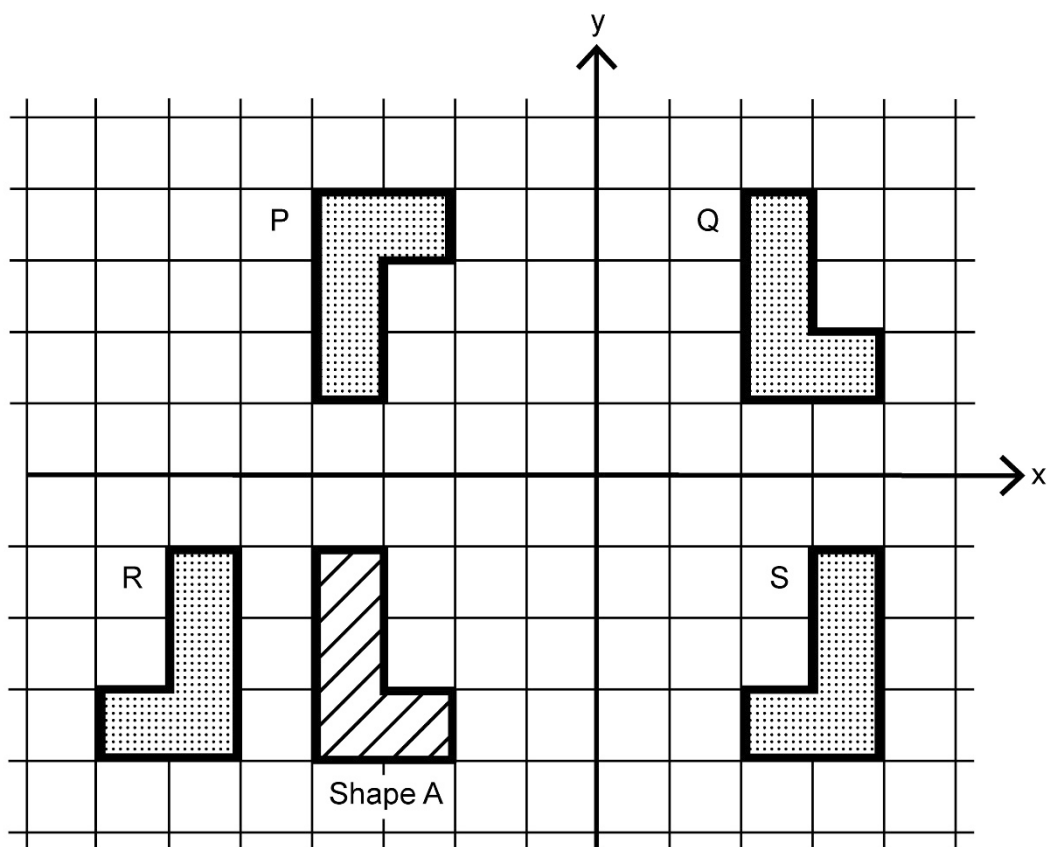
6. Ken has 14 comics.
Maria has one more comic than Ken.
Stefan has 3 times as many comics as Maria.
How many comics do Ken, Maria and Stefan have altogether?
Show your method.
_____ comics
-

Test administration guidance

3. Provide the pupil with the three models for this question.

[braille page 8, facing page 9]

Diagram for Question 7



[braille page 9]

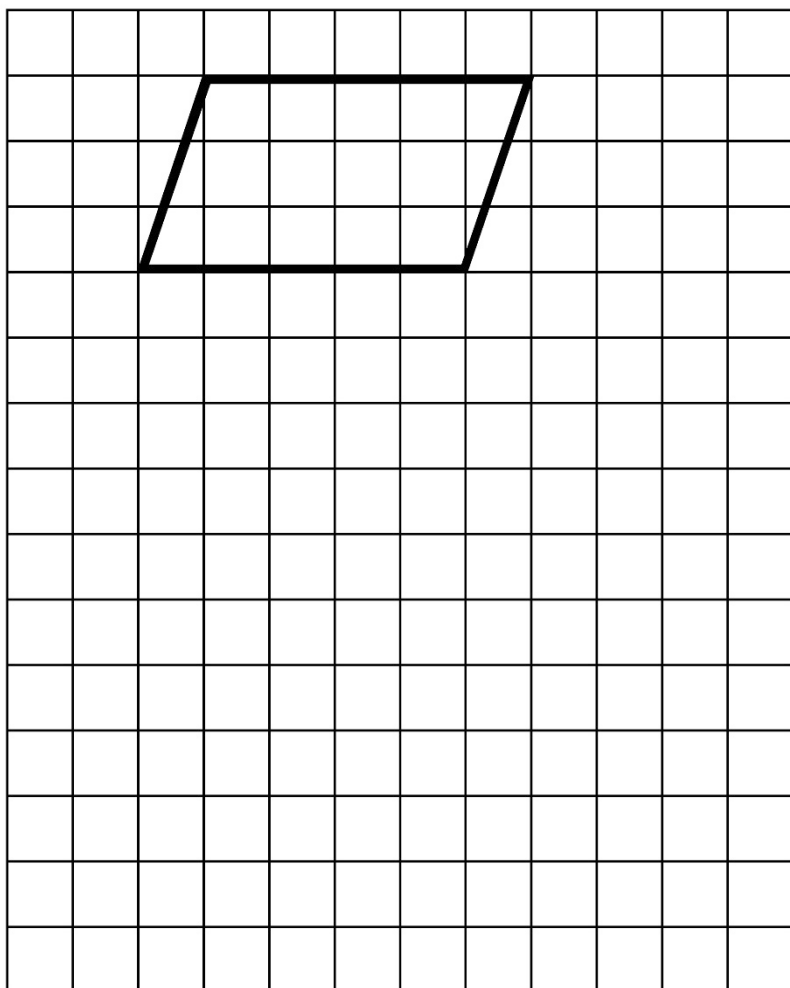
7. You have a cut-out shape for this question.
Look at the grid on the opposite page.
It shows Shape A and four transformations of the shape.
Write the letter of the transformation that is not a reflection of Shape A.
-

Test administration guidance

7. Ensure the pupil finds the diagram on the opposite page.
Provide the pupil with the cut-out shape for this question.

[braille page 10, facing page 11]

Diagram for Question 8



[braille page 11]

8. Look at the diagram on the opposite page.
It shows a parallelogram on a square grid.
Draw a rectangle on the grid that has the same area as the parallelogram.
Use a ruler.
-

9. Look at the list of four statements below. They are labelled P, Q, R and S.

- P. All multiples of 9 are multiples of 6
Q. All multiples of 20 are multiples of 10
R. All multiples of 5 are multiples of 10
S. All multiples of 10 are multiples of 5

Write the letters of all the statements that are true.

.....

Test administration guidance

8. Ensure the pupil finds the diagram on the opposite page. A separate copy of the diagram on thermoform and two film copies are provided. A tactile ruler will be needed for this question.

You may mount the separate diagram on a board so that the pupil can use pins and bands or other tactile aids. You should then transcribe the pupil's work on the spare copy of the diagram.

No tactile aids (i.e. 'blobs', sticky tack, wikkisticks) should be sent with the pupil's braille script.

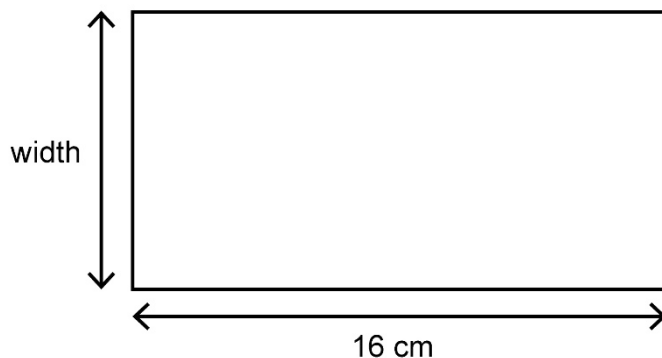
[braille page 12]

10. Amir makes a necklace with blue and red beads.
For every 5 blue beads there are 3 red beads.
There are 30 blue beads in the necklace.
What is the total number of beads in the necklace?
Show your method.
-

[braille page 13, facing page 14]

Diagram for Question 11

Not actual size



[braille page 14]

11. Look at the diagram on the opposite page.
It shows a rectangle with a length of 16 centimetres.
The perimeter of the rectangle is 50 centimetres.
What is the width of the rectangle?
_____ cm
-

12. Round 349 909
- a) to the nearest 10
- b) to the nearest 100
- c) to the nearest 1000
-

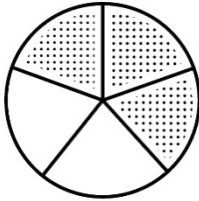
Test administration guidance

11. Ensure the pupil finds the diagram on the opposite page.
12. Encourage the pupil to braille a before the answer to part a, b before the answer to part b and c before the answer to part c.

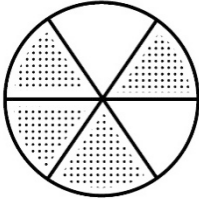
[braille page 15, facing page 16]

Diagram for Question 13

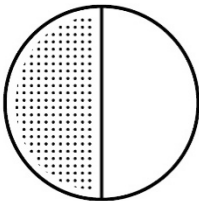
P



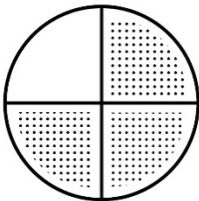
Q



R



S



[braille page 16]

13. Look at the four circles on the opposite page. They are labelled P, Q, R and S. Each circle has a proportion shaded.

- a) Write the letter of the circle that has 50% shaded.
 - b) Write the letter of the circle that has the proportion 0.75 shaded.
 - c) Write the letter of the circle that has the proportion 0.6 shaded.
 - d) Write the letter of the circle that has $\frac{2}{3}$ shaded.
-

Test administration guidance

13. Ensure the pupil finds the diagram on the opposite page. Encourage the pupil to braille a before the answer to part a, b before the answer to part b, c before the answer to part c and d before the answer to part d.

[braille page 17]

14. 3 oranges and 2 pineapples cost £4.06 altogether.
Oranges cost 36p each.
What is the cost of one pineapple?
Show your method.
£ _____
-

15. Write the missing numbers to make these divisions correct.
- a) $24 \div \underline{\hspace{1cm}} = 2.4$
- b) $24 \div \underline{\hspace{1cm}} = 1.2$
- c) $2.4 \div \underline{\hspace{1cm}} = 1.2$
-

[braille page 18]

16. a) Look at the list of fractions below.

$$\frac{5}{9} \quad \frac{4}{9} \quad \frac{7}{9} \quad \frac{8}{9} \quad \frac{3}{9}$$

Write the fractions that are less than $\frac{2}{3}$

- b) Look at the list of fractions below.

$$\frac{5}{8} \quad \frac{3}{8} \quad \frac{2}{8} \quad \frac{6}{8} \quad \frac{4}{8}$$

Write the fractions that are greater than $\frac{2}{5}$

.....

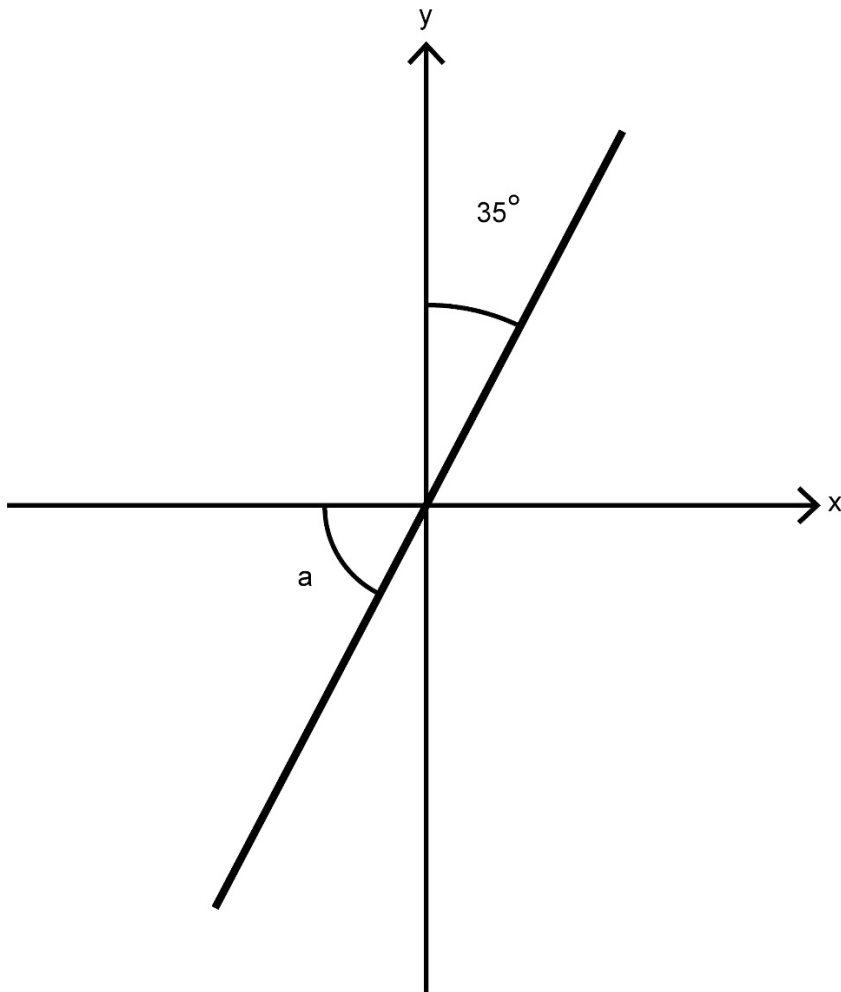
17. Amina is on holiday in France.
A road sign says: PARIS 320 km
How many miles does Amina need to travel to get to Paris?
Use the conversion: 5 miles = 8 kilometres
_____ miles
-

Test administration guidance

15. Encourage the pupil to braille a before the answer to part a, b before the answer to part b and c before the answer to part c.
16. Encourage the pupil to braille a before the answer to part a and b before the answer to part b.

[braille page 19, facing page 20]

Diagram for Question 18
Not to scale



[braille page 20]

18. A line makes an angle with the x-axis as shown in the diagram on the opposite page.
Calculate the size of angle a .

a is ____°

.....

19. Megan buys 6 cans of beans.
The total mass of the cans is 2.49 kilograms.
What is the mass of one can, in grams?
Show your method.

____ g

.....

Test administration guidance

18. Ensure the pupil finds the diagram on the opposite page.

[braille page 21]

20. Mabel has some 5p and 2p coins.
She has a total of 41p.
Complete the table below, by writing the missing numbers for the blank spaces labelled (a) to (f) to show how many of each type of coin she could have.
One row has been done for you.

| 5p | 2p |
|-----------|-----|
| 1 | 18 |
| (a) | (b) |
| (c) | (d) |
| (e) | (f) |

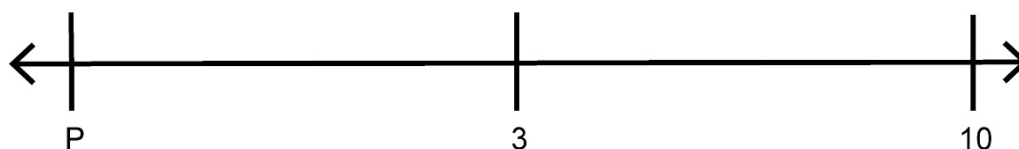
.....

[braille page 22]

21. Kirsty mixes blue paint and yellow paint.
 $\frac{2}{5}$ of her mixture is blue paint.
She uses 3.5 litres of blue paint.
How many litres of yellow paint does Kirsty use?
Show your method.
_____ litres

[braille page 23, facing page 24]

Diagram for Question 22(a)



[braille page 24]

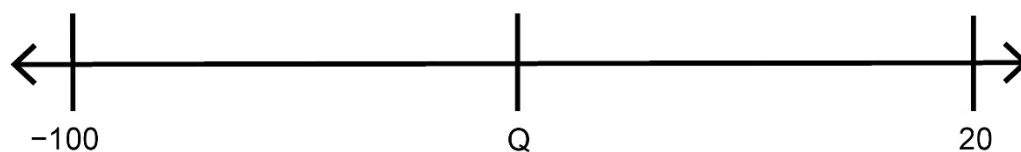
22. (a) Look at the diagram on the opposite page.
It shows a number line with a missing number labelled P.
On the number line, 3 is halfway between the missing number and 10.
Write the missing number.

Test administration guidance

- 20. Encourage the pupil to braille a and b before the answer to part a and b, c and d before the answer to part c and d, and e and f before the answer to part e and f.
- 22(a). Ensure the pupil finds the diagram on the opposite page. Encourage the pupil to braille a before the answer to part a.

[braille page 25, facing page 26]

Diagram for Question 22(b)



[braille page 26]

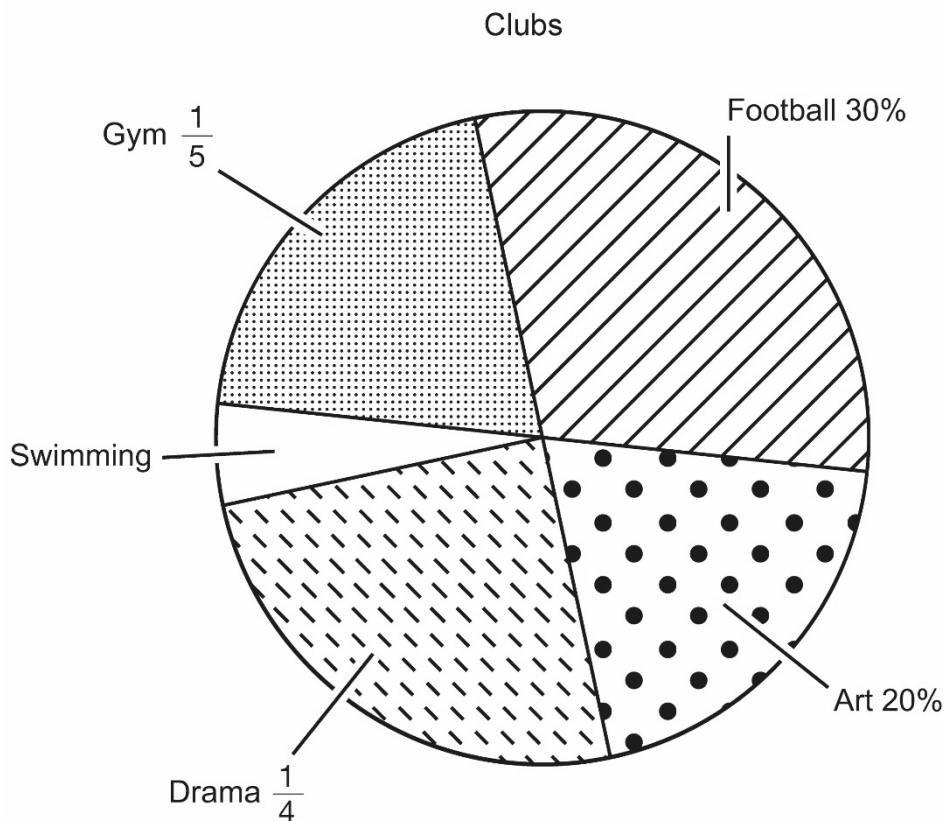
22. (b) Look at the diagram on the opposite page.
It shows a number line with a missing number labelled Q .
On the number line, Q is halfway between 20 and -100 .
Write the missing number.
-

Test administration guidance

- 22(b). Ensure the pupil finds the diagram on the opposite page. Encourage the pupil to braille b before the answer to part b.

[braille page 27, facing page 28]

Diagram for Question 23



[braille page 28]

23. William asked some children to choose their favourite club. The pie chart on the opposite page shows the results. Three children chose swimming. How many children did William ask altogether? Show your method.
_____ children

.....
END OF TEST

Test administration guidance

23. Ensure the pupil finds the diagram on the opposite page.

Diagram and film copies for Question 2

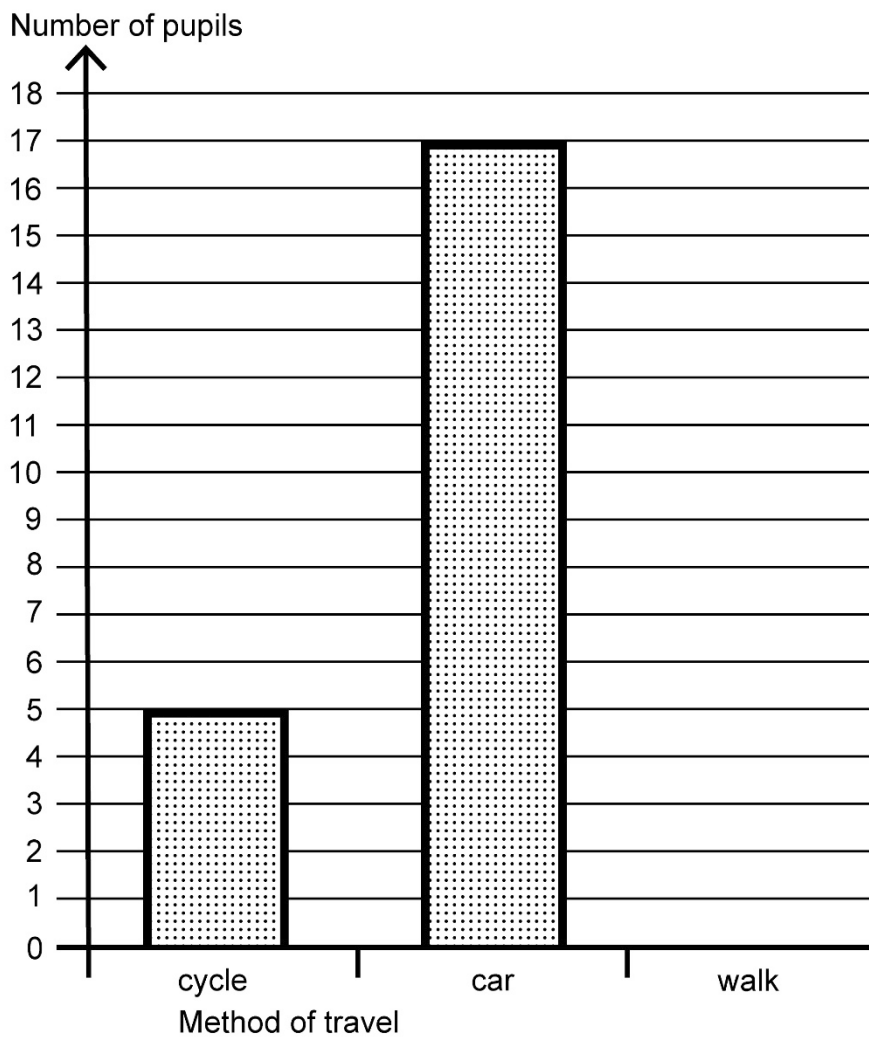
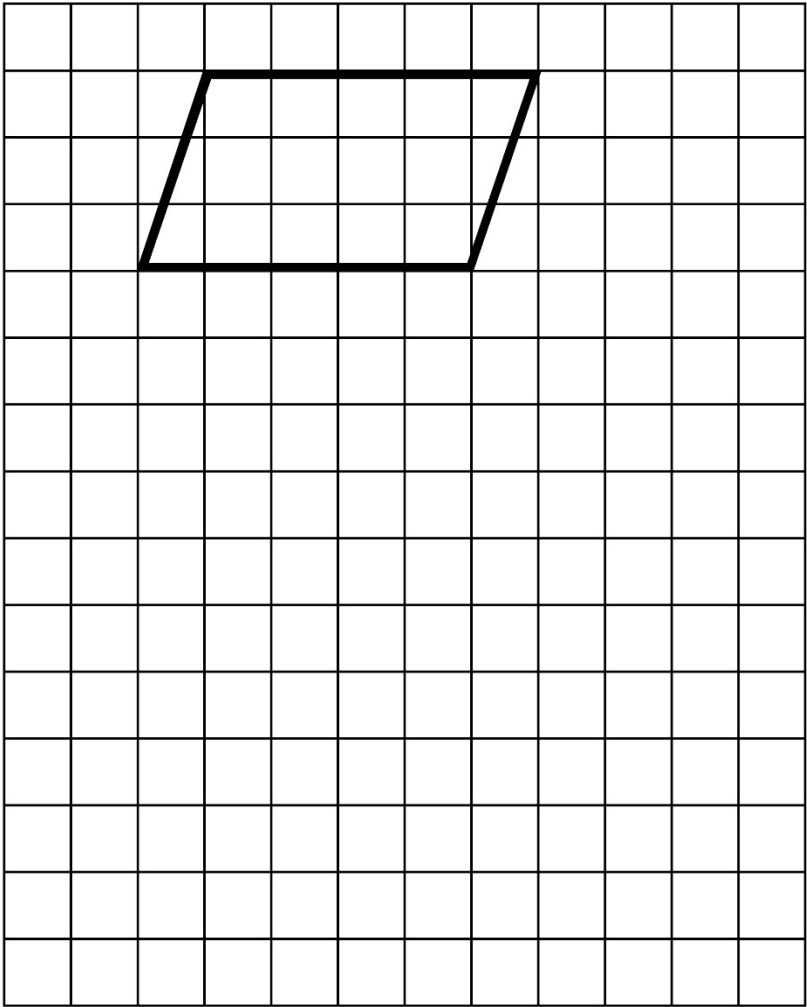


Diagram and film copies for Question 8





Standards
& Testing
Agency

Key stage 2 mathematics
Braille transcript for Paper 2: reasoning

Print version product code: STA/26/9018/BTp ISBN: 978-1-83507-529-6
Electronic PDF version product code: STA/26/9018/BTe ISBN: 978-1-83507-541-8

For more copies

Additional copies of this braille print test paper can be ordered by contacting the national curriculum helpline on 0300 303 3013. After the test window, a transcript can be downloaded from www.gov.uk/government/collections/national-curriculum-assessments-past-test-materials.

© Crown copyright

The materials in this booklet are Crown copyright. You may re-use them (not including logos) free of charge in any format or medium in accordance with the terms of the Open Government Licence v3.0, which can be found on the National Archives website and accessed via the following link:
www.nationalarchives.gov.uk/doc/open-government-licence.



If you have any queries regarding these test materials, contact the national curriculum assessments helpline on 0300 303 3013 or email assessments@education.gov.uk.