

Ma

YEAR

7

LEVELS

3-4

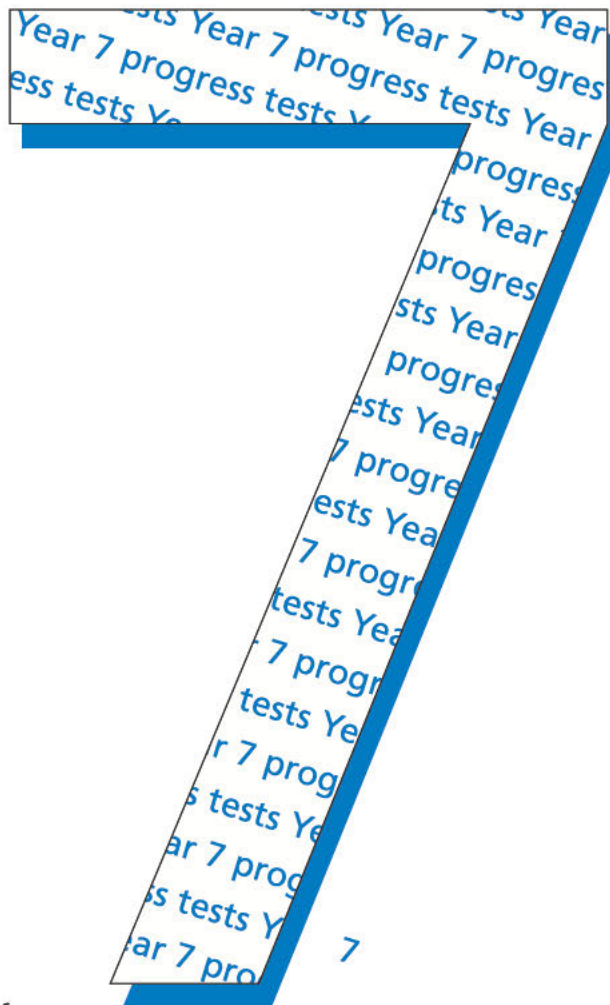
2004

This booklet contains **CONFIDENTIAL** test questions. It **MUST BE KEPT SECURE**. It should not be opened until the mental mathematics test is due to start. Early opening, up to one hour before the test starts, is permissible only if papers are needed for administrative purposes.

Year 7 mental mathematics test audio transcript

This booklet contains a transcript of the Year 7 progress test in mental mathematics. It should be used **ONLY** in cases of CD or tape failure or for specific special arrangements made for the administration of this version of the test for pupils with sensory and/or motor disabilities.

2004



department for

education and skills

creating opportunity, releasing potential, achieving excellence

Sourced from SATs-Papers.co.uk

<https://www.SATs-Papers.co.uk>

Notes for teacher-read version

Instructions

In the event of a tape/CD failure, the teacher should follow the instructions below.

1. Pupils should have only pens or pencils. They should not have rubbers, rulers, calculators or any mathematical equipment. Access to paper for working out answers is **not allowed**.
2. Ensure that each pupil has an answer sheet. Tell the children to write their name and school in the box at the top of the answer sheet.
3. Ensure the pupils understand that:
 - they must complete the test on their own without copying or discussing questions with other pupils
 - they will be told how long they have to answer each question and that the time given will increase from 5 to 10 to 15 seconds as the test progresses through the three sections
 - for some of the questions, the information they will need is included in or beside the answer box on the pupil answer sheet
 - they are not allowed to use a calculator or any other mathematical equipment
 - if they want to change their answer, they should put a cross through their first answer. They are not allowed to rub out any answers
 - they should answer as many questions as they can. If they find a question too difficult, they should put a cross in the answer box, and wait for the next question
 - the small box to the right of each answer box is for the marker's use only
 - they will not be allowed to ask any questions once the test has started.
4. You must have access to a clock or watch that measures accurately in seconds.
5. Read out the following script, **using exactly these words:**

Listen carefully to the instructions I am going to give you. When I have finished reading them, I will answer any questions. However, you will not be able to ask any questions once the test has begun.

I will start by reading a practice question. Then I am going to ask you 20 questions for the test. On your sheet there is an answer box for each question, where you should write the answer to the question and nothing else. You should work out the answer to each question in your head, but you may jot things down outside the answer box if this helps you. Do not try to write down your calculations because this will waste time and you may miss the next question. For some of the questions, important information is already written down for you on the sheet.

I will read out each question twice. Listen carefully both times. You will then have time to work out your answer. If you cannot work out an answer, put a cross in the answer box. If you make a mistake, cross out the wrong answer and write the correct answer next to it. There are some easy and some harder questions, so don't be put off if you cannot answer a question.

6. Stop and answer any questions that the pupils may have.

7. Read out the following:

*Here is the **practice** question to show you what to do.*

I will read the question twice, and you will have 5 seconds to work out the answer and write it in the answer box.

Add twenty to the number on your answer sheet.

Repeat the question.

Add twenty to the number on your answer sheet.

Wait five seconds (measured accurately using a clock or watch), then read out the following:

Now put down your pen or pencil.

8. Ensure that the pupils have correctly placed their answers to the practice question on their answer sheets. Remind the pupils that, for some questions, information is provided in or beside the answer box. When they are ready to begin the test, tell the pupils that you will not be able to answer any further questions, or interrupt the test, once you have started reading the questions.
9. The questions are given on pages 4 and 5 of this booklet. The questions must be read out exactly as written. Start by stating the question number, then read each question twice before leaving the 5-, 10- or 15-second response time. **These timings must be strictly adhered to.**
10. At the end of the test, tell the pupils to put down their pens or pencils, then collect their answer sheets.

'Now we are ready to start the test.'

For the first group of questions you will have 5 seconds to work out each answer and write it down.'

1	Write in figures the number eight hundred and six.
2	A book gives the height of a waterfall as five hundred and sixty-three metres. What is this height to the nearest hundred metres?
3	Multiply four by eight.
4	What number should I add to sixty-two to make one hundred?
5	What is two thousand divided by ten?
6	What number is nought point five less than four?

'For the next group of questions you will have 10 seconds to work out each answer and write it down.'

7	How many days are there in three weeks?
8	Look at the shape drawn on a square grid. How many lines of symmetry does it have?
9	If the time is ten am, what time will it be in four hours? Write your answer using am or pm.
10	I have twenty pounds in fifty pence coins. How many fifty pence coins do I have?
11	Look at the square drawn on the grid. Write the coordinates of the point marked A.

'Now turn over your answer sheet.'

Year 7 mathematics 2004
Mental mathematics test

Levels 3-4

First name _____


Last name _____

School _____

Total marks

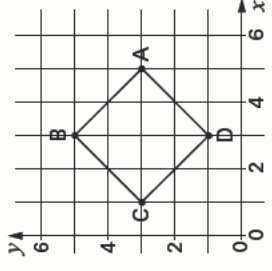
Time: 10 seconds

7 days

8 

9

10 £20 50p

11 

(,)

Practice question

34

Time: 5 seconds

1

2 m 563m

3

4

5

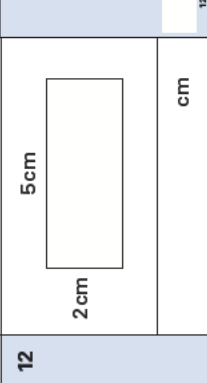
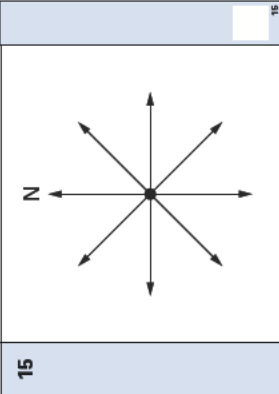

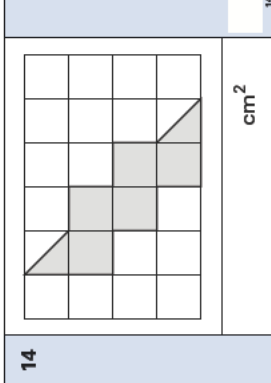
6

12	Look at the rectangle. What is its perimeter?
13	What is one third of twenty-seven?
14	Look at the shape drawn on a centimetre square grid. What is the area of the shape?

'For the next group of questions you will have 15 seconds to work out each answer and write it down.'

15	The arrow labelled N is pointing north. Which arrow is pointing south-east? Put a ring round the correct arrow.
16	Add the numbers on your answer sheet.
17	Your answer sheet shows part of a train timetable. How long does the train take to get from Mill Street to Old Square?
18	Write a factor of seventy-five that is bigger than twenty and smaller than thirty.
19	To find the number of tiles needed to make a pattern, I need to multiply the pattern number by three then subtract two. How many tiles do I need for pattern number six?
20	The pictogram shows how many pupils in a school are present or absent. Forty-eight pupils are present. How many pupils are absent?

'Put your pens down. The test is finished.'

Time: 10 seconds continued		Time: 15 seconds									
12		15									
13		16	17 13 11 19								
14		17	<table border="1"> <tr> <td>Baker Road</td> <td>12:23</td> </tr> <tr> <td>Mill Street</td> <td>12:34</td> </tr> <tr> <td>Old Square</td> <td>12:51</td> </tr> <tr> <td colspan="2">minutes</td> </tr> </table>	Baker Road	12:23	Mill Street	12:34	Old Square	12:51	minutes	
Baker Road	12:23										
Mill Street	12:34										
Old Square	12:51										
minutes											
		18	75								
		19	6								
20	<table border="1"> <tr> <td>Present</td> <td>◆ ◆ ◆ ◆ ◆ ◆ ◆ ◆</td> </tr> <tr> <td>Absent</td> <td>◆ ◆</td> </tr> <tr> <td colspan="2">pupils</td> </tr> </table>	Present	◆ ◆ ◆ ◆ ◆ ◆ ◆ ◆	Absent	◆ ◆	pupils		20			
Present	◆ ◆ ◆ ◆ ◆ ◆ ◆ ◆										
Absent	◆ ◆										
pupils											

First published in 2004

© Qualifications and Curriculum Authority 2004

Reproduction, storage, adaptation or translation, in any form or by any means, of this publication is prohibited without prior written permission of the publisher, unless within the terms of licences issued by the Copyright Licensing Agency. Excerpts may be reproduced for the purpose of research, private study, criticism or review, or by educational institutions solely for educational purposes, without permission, provided full acknowledgement is given.

Produced in Great Britain by the Qualifications and Curriculum Authority under the authority and superintendence of the Controller of Her Majesty's Stationery Office and Queen's Printer of Acts of Parliament.

The Qualifications and Curriculum Authority is an exempt charity under Schedule 2 of the Charities Act 1993.

Qualifications and Curriculum Authority
83 Piccadilly
London
W1J 8QA

www.qca.org.uk/

For more copies, contact:

QCA Publications, PO Box 99, Sudbury, Suffolk CO10 2SN
(tel: 01787 884444; fax: 01787 312950)

Order ref:

QCA/04/1247 (mental mathematics test pack)