

Ma

YEAR

7

LEVELS

3-4

2005

Year 7 Mental mathematics test audiotape/CD transcript

This booklet contains a transcript of the Year 7 progress test in mental mathematics. It should be used **ONLY** in cases of recording malfunction or for specific special arrangements made for the administration of this version of the test for pupils with sensory and/or motor disabilities.

The practice question for the mental mathematics test is included within the Subject-specific guidance.



'Now we are ready to start the test.'

For the first group of questions you will have 5 seconds to work out each answer and write it down.'

1	Look at the numbers on your answer sheet. Add them.
2	Double seventeen.
3	How many sides does a hexagon have?
4	What is fifty per cent of sixty?
5	What is four hundred divided by one hundred?

'For the next group of questions you will have 10 seconds to work out each answer and write it down.'

6	Look at the calendar for the month of April. Alice was born on the twenty-second of the month. On what day was Alice born?
7	What is a quarter of twenty-four?
8	Look at the scale on your answer sheet. What value is the arrow pointing to?
9	Estimate the length of the line on your answer sheet in centimetres.
10	The line graph shows the temperature during one afternoon. At what time was the highest temperature?

'Now turn over your answer sheet.'

Year 7 mathematics 2005
Mental mathematics test

First name _____

Last name _____

School _____

Total marks

Time: 10 seconds

6	<table border="1"> <tr> <td>Mon</td> <td>4</td> <td>11</td> <td>18</td> <td>25</td> </tr> <tr> <td>Tue</td> <td>5</td> <td>12</td> <td>19</td> <td>26</td> </tr> <tr> <td>Wed</td> <td>6</td> <td>13</td> <td>20</td> <td>27</td> </tr> <tr> <td>Thu</td> <td>7</td> <td>14</td> <td>21</td> <td>28</td> </tr> <tr> <td>Fri</td> <td>1</td> <td>8</td> <td>15</td> <td>22</td> <td>29</td> </tr> <tr> <td>Sat</td> <td>2</td> <td>9</td> <td>16</td> <td>23</td> <td>30</td> </tr> <tr> <td>Sun</td> <td>3</td> <td>10</td> <td>17</td> <td>24</td> </tr> </table>	Mon	4	11	18	25	Tue	5	12	19	26	Wed	6	13	20	27	Thu	7	14	21	28	Fri	1	8	15	22	29	Sat	2	9	16	23	30	Sun	3	10	17	24	7
Mon	4	11	18	25																																			
Tue	5	12	19	26																																			
Wed	6	13	20	27																																			
Thu	7	14	21	28																																			
Fri	1	8	15	22	29																																		
Sat	2	9	16	23	30																																		
Sun	3	10	17	24																																			

7	24	7
---	----	---

8		9
---	--	---

9		9
---	--	---

10		10
----	--	----

Practice question

95

Time: 5 seconds

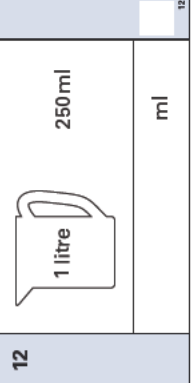
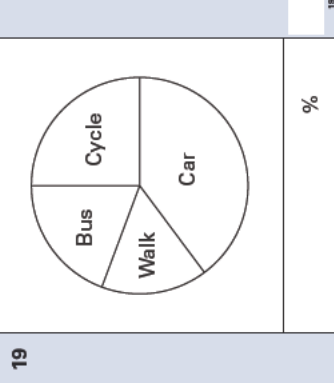
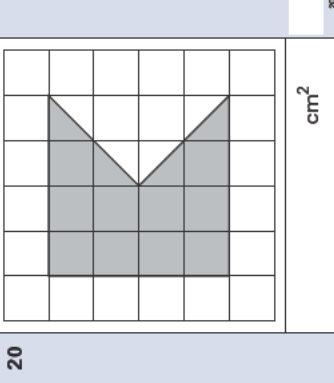
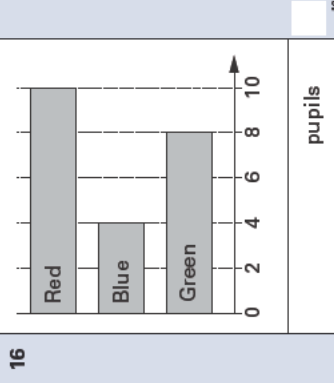
1	<input type="text"/>	19	13	1
2	<input type="text"/>	17	<input type="text"/>	2
3	<input type="text"/>	<input type="text"/>	<input type="text"/>	3
4	<input type="text"/>	50%	60	4
5	<input type="text"/>	400	<input type="text"/>	5

11	Work out the answer to the calculation on your answer sheet.
12	There is one litre of water in a jug. Tom pours out two hundred and fifty millilitres of the water. How much water is left in the jug?
13	Look at your answer sheet. It shows the temperature on Monday. On Tuesday, it was ten degrees higher. What was the temperature on Tuesday?
14	What is the next square number after thirty-six?
15	Four y equals forty-four. What is the value of y ?

'For the next group of questions you will have 15 seconds to work out each answer and write it down.'

16	The bar chart shows pupils' favourite colours. Altogether, how many pupils are there?
17	The table shows the cost of a pen and a pencil. I buy two pens and two pencils. How much does that cost altogether?
18	Look at the sequence of numbers going down in steps of four. Write down the next two numbers in the sequence.
19	The pie chart shows how some pupils travel to school. About what percentage of the pupils cycle to school?
20	Look at the shaded shape drawn on a centimetre square grid. What is its area?

'Put your pens down. The test is finished.'

<p>Time: 10 seconds continued</p> <p>11 $6 \times 5 - 7$ 11</p> <p>12  12</p> <p>13 $^{\circ}\text{C}$ -8°C 13</p> <p>14 36 14</p> <p>15 $4y = 44$ 15</p> <p style="text-align: right;">Time: 15 seconds</p>	<p>Time: 15 seconds continued</p> <p>17 <table border="1" style="width: 100%; text-align: center;"> <tr> <td>Pen</td> <td>30p</td> </tr> <tr> <td>Pencil</td> <td>25p</td> </tr> <tr> <td colspan="2">£</td> </tr> </table> 17</p> <p>18 $33, 29, 25, 21, \dots$ 18</p> <p>19  19</p> <p>20  20</p>	Pen	30p	Pencil	25p	£	
Pen	30p						
Pencil	25p						
£							
<p>16  16</p>							

